

# **The Florida Legislature**

## **Fiscal Analysis in Brief**



**2010 Legislative Session**

**General Appropriations Act  
Chapter 2010-152, Laws of Florida  
Adjusted for Vetoes and Supplementals**

## **FISCAL ANALYSIS IN BRIEF**

### For Fiscal Year 2010-11

The Fiscal Analysis in Brief is an annual report prepared by the Florida Legislature to summarize fiscal and budgetary information affecting the 2010-11 fiscal year.

The document contains graphical depictions and detailed listings of appropriations, fund sources, nonrecurring issues, vetoed items, financial outlooks, and legislation affecting revenues. \* (See Note Below)

It also includes the Truth in Bonding Statement used to support the General Appropriations Act. The document reflects appropriated funds only and does not include local revenue for educational entities such as local property tax revenues and student fees.

Various sources were used to prepare this document. Among the most important were data from the Legislative Appropriations System / Planning and Budgeting Subsystem (LAS/PBS), multiple consensus estimating conferences, the General Appropriations Act and other fiscal-related legislation, the Governor's Veto Message, and explanatory information used during the appropriations process.

\* Note: This document does not address appropriations contingent on the extension of the enhanced Federal Medicaid Assistance Percentage since they have not been implemented as of the publication date of the document.

*Published August 2010*

# TABLE OF CONTENTS

## Overview and Summaries

Chart 1 - Appropriations by Fund Source . . . . .	1
Chart 2 - Appropriations by Program Area (Sections of the Appropriations Bill) . . . . .	2
Chart 3 - Appropriations by Expenditure Type . . . . .	3
Chart 4 and Chart 5 - Appropriations History: Combined Total, Percent, and Appropriation Levels . . . . .	4
Chart 6 - Total Appropriations By Program Area, By Fund Source . . . . .	5
Chart 7 - General Revenue Appropriations by Program Area. . . . .	6
Chart 8 - Summary of Appropriations . . . . .	7
Appropriations by Detail Fund . . . . .	8
Nonrecurring Appropriations Adjusted for Vetoes and Supplemental Appropriations . . . . .	13
Vetoed Appropriations . . . . .	26

## Revenue Sources and Financial Outlooks

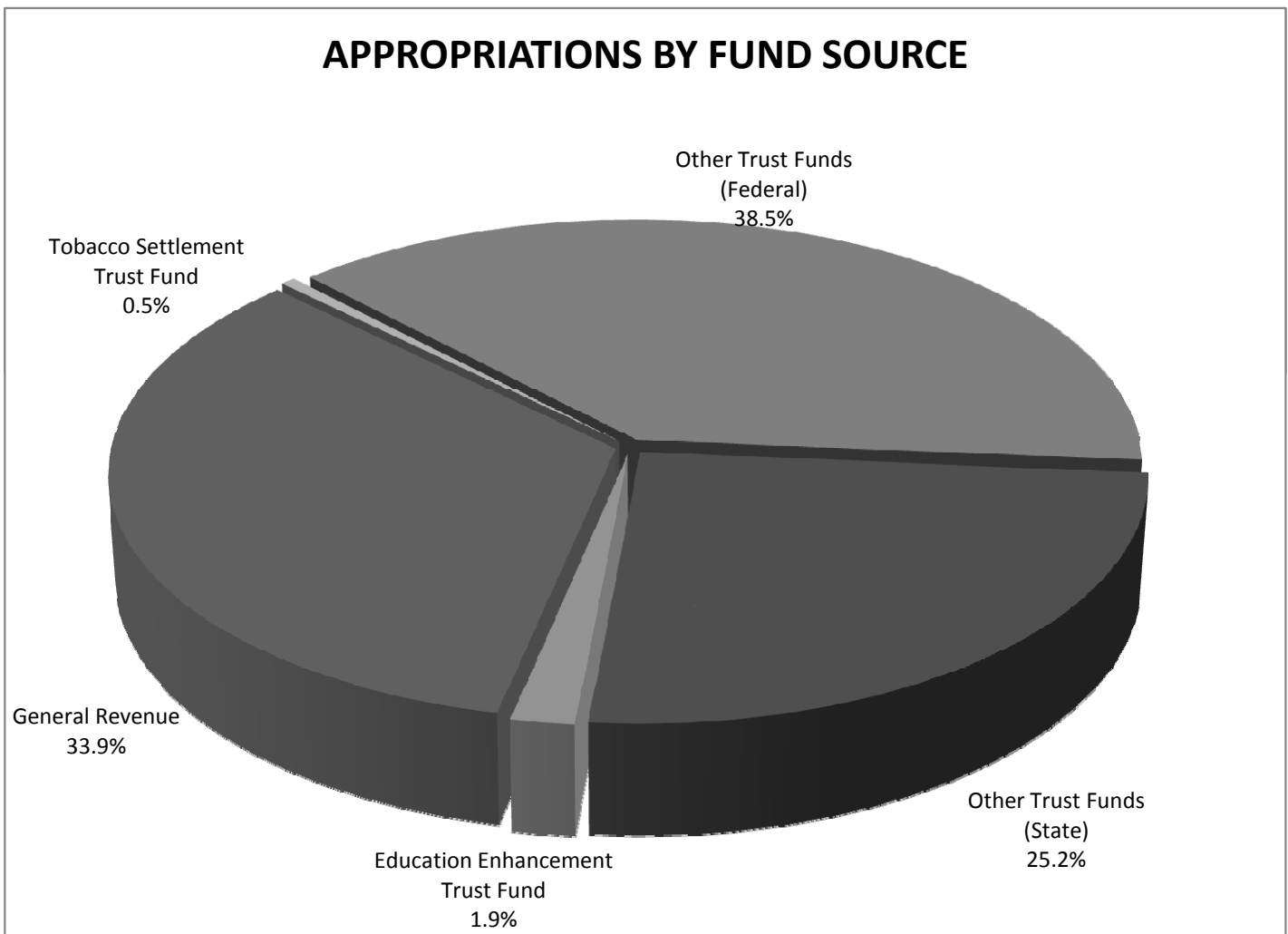
Chart 9 - Projected Recurring General Revenue Sources. . . . .	29
General Revenue Fund - Consensus Revenue Estimating Conference Retrospect, FY 2007-08 and 2008-09. . . . .	30
General Revenue Fund Financial Outlook Statement FY 2009-10 through FY 2013-14 . . . . .	31
Florida Tobacco Settlement Trust Fund - Consensus Revenue Estimating Conference Retrospect, FY 2007-08 and 2008-09. . . . .	33
Florida Tobacco Settlement Trust Fund Financial Outlook Statement FY 2009-10 through FY 2013-14 . . . . .	34
Educational Enhancement Trust Fund - Consensus Revenue Estimating Conference Retrospect, FY 2007-08 and 2008-09. . . . .	36
Educational Enhancement Trust Fund Financial Outlook Statement FY 2009-10 through FY 2013-14 . . . . .	37
Principal State School Trust Fund - Consensus Revenue Estimating Conference Retrospect, FY 2007-08 and 2008-09. . . . .	39
Principal State School Trust Fund Financial Outlook Statement FY 2009-10 through FY 2013-14 . . . . .	40

## Other Related Information

Measures Affecting Revenue and Tax Administration - 2010 Regular Session . . . . .	42
Bills With Supplemental Appropriations . . . . .	46
American Recovery and Reinvestment Act Appropriations by Agency. . . . .	47
Truth in Bonding Statement FY 2010-11 . . . . .	48

**Chart 1**  
**House Bill 5001, Chapter 2010-152, Laws of Florida**  
**Appropriations By Fund Source For Fiscal Year 2010-11**  
**Adjusted for Vetoes and Supplementals**  
**(Dollars In Millions)**

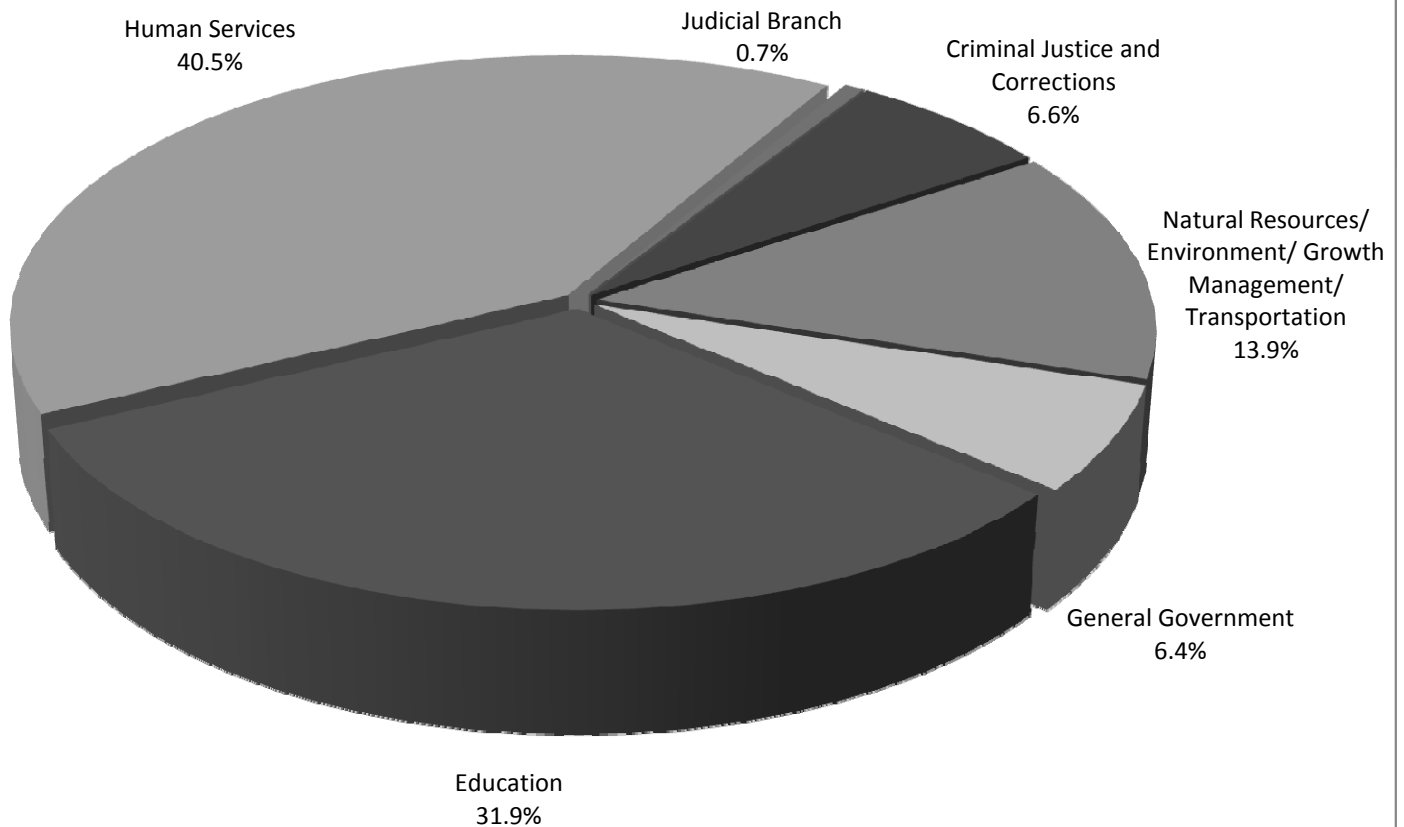
<b>Funding Source</b>	<b>Dollars</b>	<b>Percent</b>
General Revenue	23,826.4	33.9%
Tobacco Settlement Trust Fund	369.6	0.5%
Other Trust Funds (Federal)	27,073.0	38.5%
Other Trust Funds (State)	17,689.4	25.2%
Education Enhancement Trust Fund	1,300.6	1.9%
<b>Total</b>	<b>70,259.0</b>	<b>100.0%</b>



**Chart 2**  
**House Bill 5001, Chapter 2010-152, Laws of Florida**  
**Appropriations By Program Area For Fiscal Year 2010-11**  
**Adjusted for Vetoes and Supplementals**  
**(Dollars In Millions)**

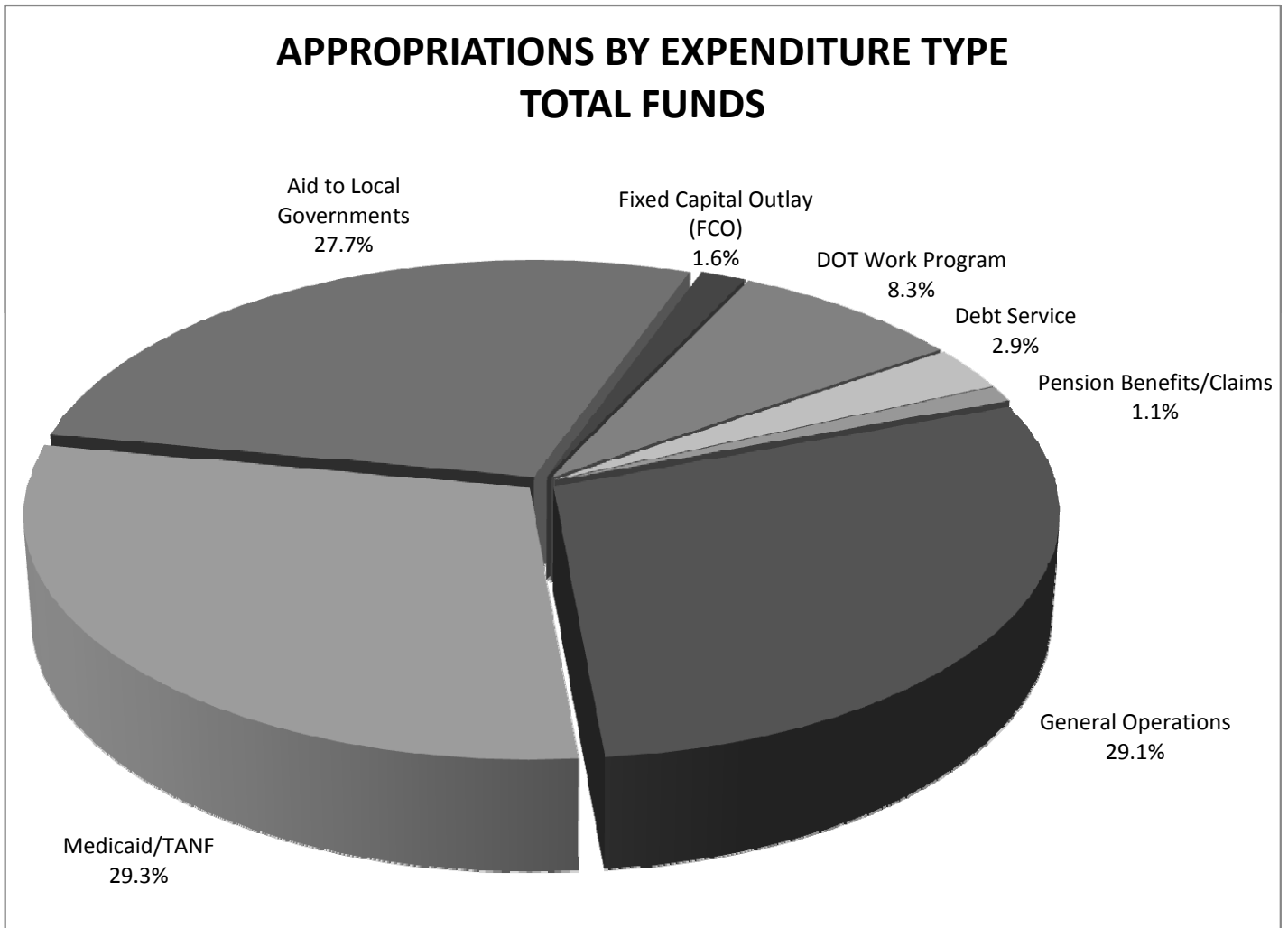
<b>Program Area (Section of General Appropriations Act)</b>	<b>Dollars</b>	<b>Percent</b>
Education	22,389.6	31.9%
Human Services	28,472.2	40.5%
Judicial Branch	462.4	0.7%
Criminal Justice and Corrections	4,653.3	6.6%
Natural Resources/ Environment/ Growth Management/ Transportation	9,767.7	13.9%
General Government	4,513.9	6.4%
<b>Total</b>	<b>70,259.0</b>	<b>100.0%</b>

**APPROPRIATIONS BY PROGRAM AREA**



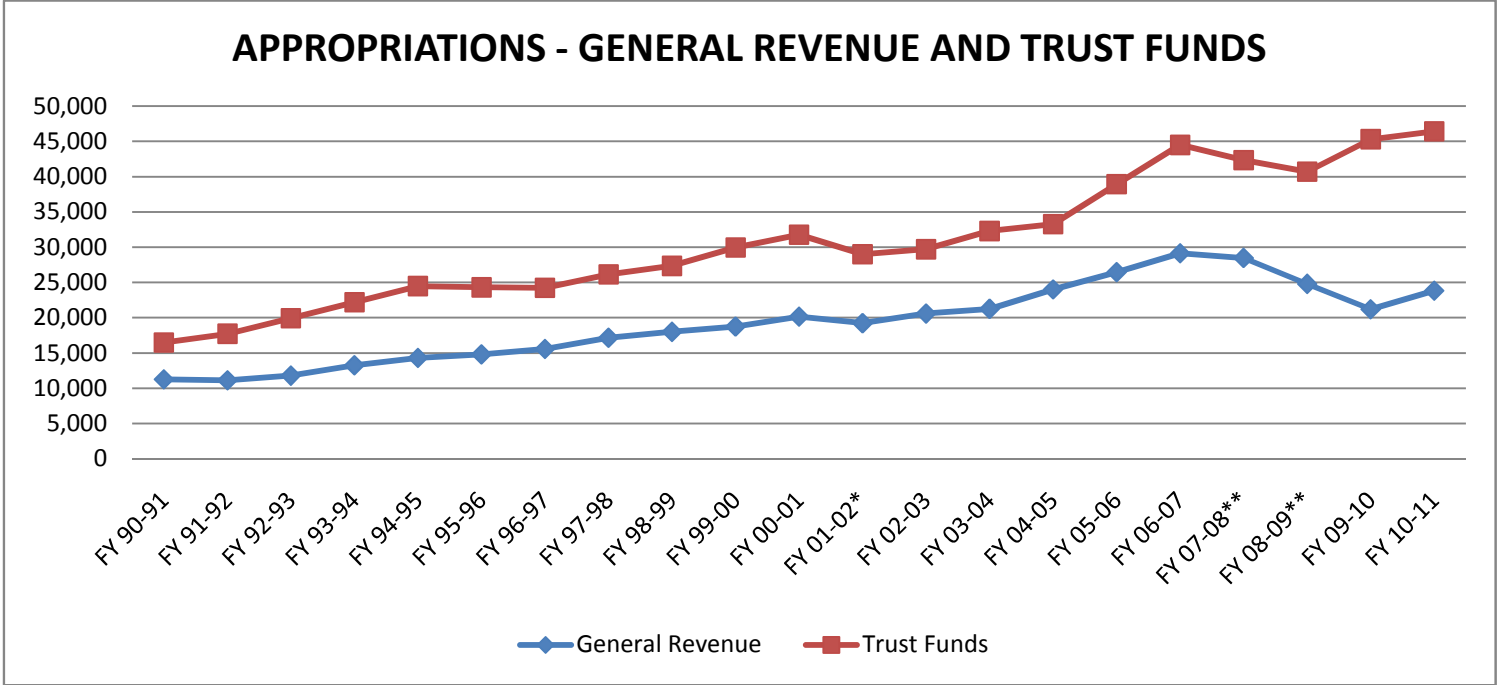
**Chart 3**  
**House Bill 5001, Chapter 2010-152, Laws of Florida**  
**Appropriations By Expenditure Type For Fiscal Year 2010-11**  
**Adjusted for Vetoes and Supplementals**  
**(Dollars In Millions)**

<b>Expenditure Type</b>	<b>Dollars</b>	<b>Percent</b>
General Operations	20,473.0	29.1%
Medicaid/TANF	20,566.2	29.3%
Aid to Local Governments	19,464.2	27.7%
Fixed Capital Outlay (FCO)	1,134.1	1.6%
DOT Work Program	5,836.8	8.3%
Debt Service	2,041.4	2.9%
Pension Benefits/Claims	743.3	1.1%
<b>Total</b>	<b>70,259.0</b>	<b>100.0%</b>

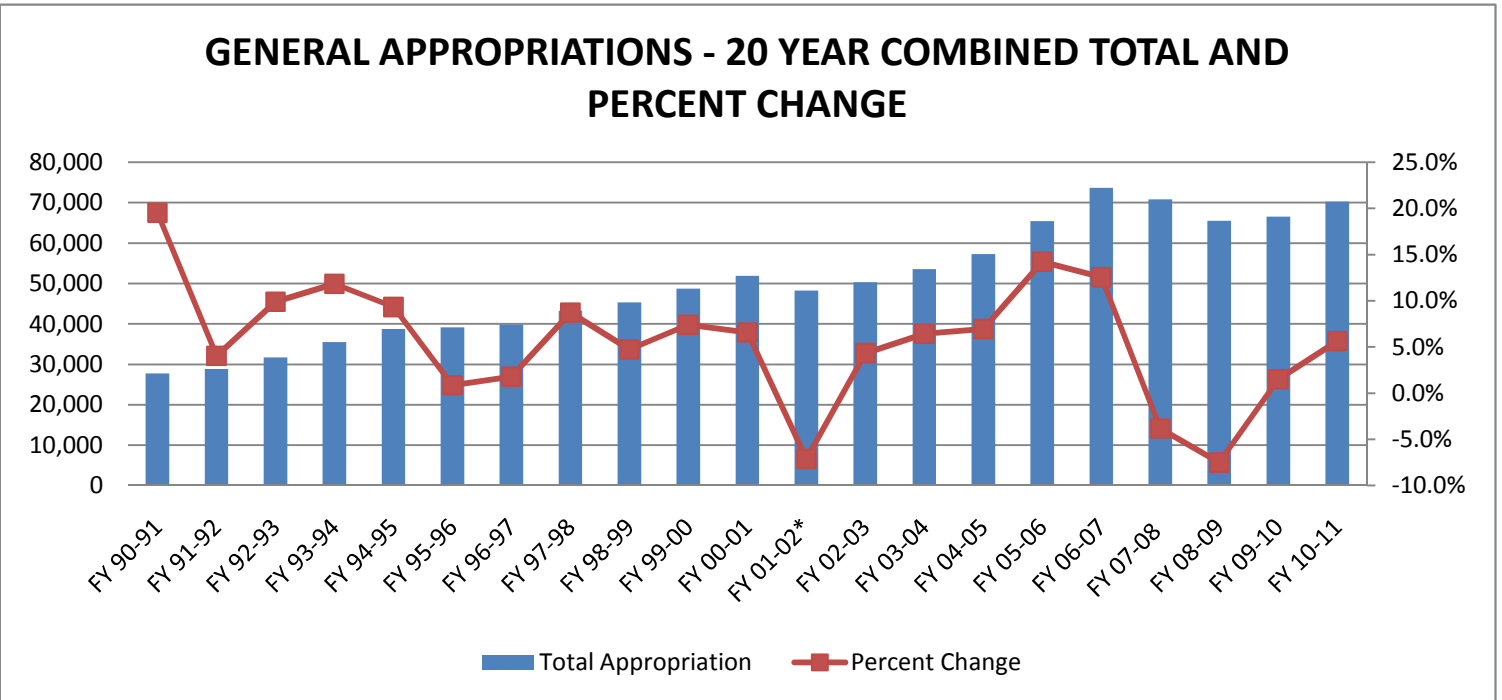


**Charts 4 AND 5**  
**House Bill 5001, Chapter 2010-152, Laws of Florida**  
**Appropriations History**  
**Adjusted for Vetoes and Supplementals**  
**(Dollars In Millions)**

**Chart 4**



**Chart 5**

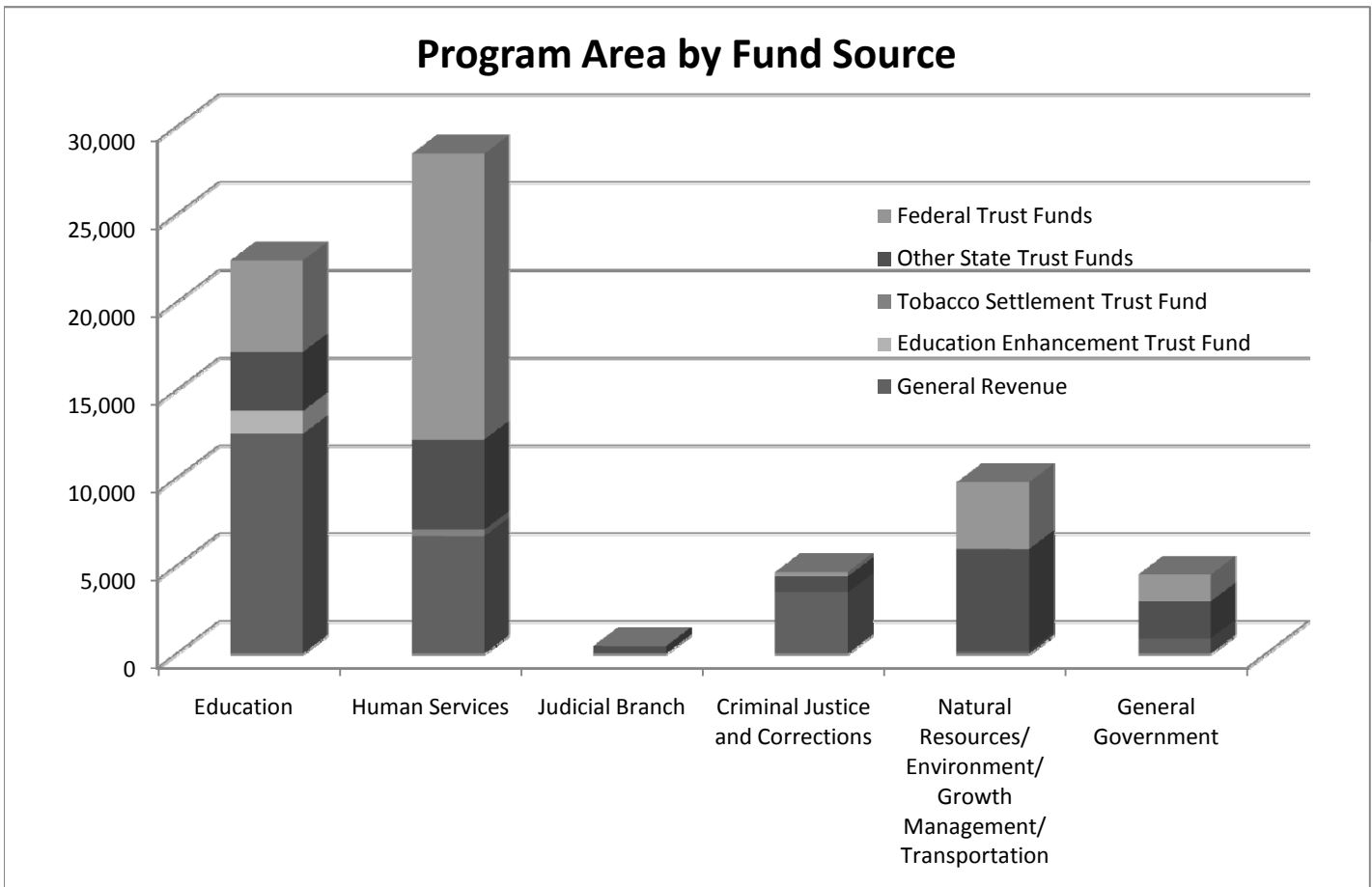


\*Fiscal Year 2001-02 Adjusted for December Special Session. Also in Fiscal Year 2001-02, \$6,367.9 million in statutory appropriations were removed from the operating budget.

\*\*Fiscal Years 2007-08 and 2008-09 reflect appropriations after Special Sessions.

**Chart 6**  
**House Bill 5001, Chapter 2010-152, Laws of Florida**  
**Appropriations By Program Area by Fund Source For Fiscal Year 2010-11**  
**Adjusted for Vetoes and Supplementals**  
**(Dollars In Millions)**

Program Area (Section of General Appropriations Act)	General Revenue	Education Enhancement Trust Fund	Tobacco Settlement Trust Fund	Other State Trust Funds	Federal Trust Funds	All Funds
Education	12,518.0	1,300.6	-	3,361.9	5,209.0	22,389.6
Human Services	6,699.2	-	369.6	5,141.2	16,262.1	28,472.2
Judicial Branch	46.9	-	-	387.6	27.8	462.4
Criminal Justice and Corrections	3,494.1	-	-	907.4	251.8	4,653.3
Natural Resources/ Environment/ Growth Management/ Transportation	182.4	-	-	5,788.5	3,796.8	9,767.7
General Government	885.7	-	-	2,102.8	1,525.4	4,513.9
<b>Total</b>	<b>23,826.4</b>	<b>1,300.6</b>	<b>369.6</b>	<b>17,689.4</b>	<b>27,073.0</b>	<b>70,259.0</b>

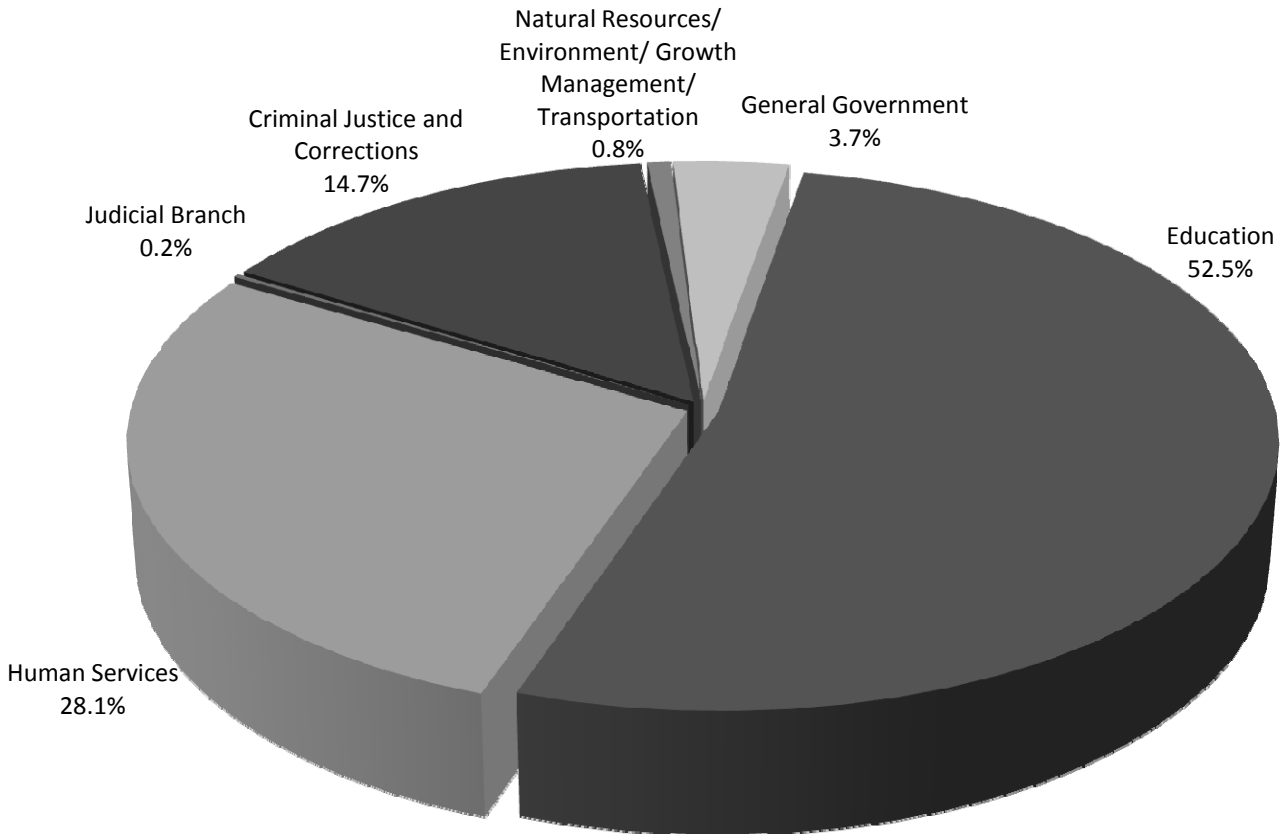




**Chart 7**  
**House Bill 5001, Chapter 2010-152, Laws of Florida**  
**General Revenue Appropriations By Program Area For Fiscal Year 2010-11**  
**Adjusted for Vetoes and Supplementals**  
**(Dollars In Millions)**

<b>Program Area (Section of General Appropriations Act)</b>	<b>Dollars</b>	<b>Percent</b>
Education	12,518.0	52.5%
Human Services	6,699.2	28.1%
Judicial Branch	46.9	0.2%
Criminal Justice and Corrections	3,494.1	14.7%
Natural Resources/ Environment/ Growth Management/ Transportation	182.4	0.8%
General Government	885.7	3.7%
<b>Total</b>	<b>23,826.4</b>	<b>100.0%</b>

**GENERAL REVENUE APPROPRIATIONS BY PROGRAM AREA**



**Chart 8**  
**Summary of Fiscal Year 2010-11 Appropriations**  
**House Bill 5001, Chapter 2010-152, Laws of Florida**  
**and Other Legislative Actions**  
**(Dollars In Millions)**

LEGISLATION - Bill Number (Laws of Florida Number)	Fund Source						All Funds
	General Revenue	Education Enhancement Trust Fund	PECO Trust Fund	Tobacco Settlement Trust Fund	Other State Trust Funds	Federal Trust Funds	
<b>I. Conference Report on HB 5001, General Appropriations Act for FY 2010-11 (Chapter 2010-152, L.O.F.)</b>							
<i>Sections 1-7</i>	23,789.7	1,300.6	1,864.2	369.6	15,979.8	27,073.5	70,377.4
<i>Sections 8 - 140</i>			2.2		0.6		2.8
<i>Less Vetoed Items</i>	(21.7)		(144.9)		(11.3)	(0.5)	(178.4)
<i>Less Failed Contingencies*</i>					(4.8)		(4.8)
Net 2010-11 Appropriations in the General Appropriations Act	23,768.0	1,300.6	1,721.5	369.6	15,964.3	27,073.0	70,197.0
<b>II. Fiscal Year 2010-11 Supplemental Appropriations and Claims Bills</b>							
	58.4				6.4		64.8
<i>Less: Vetoed Appropriations in Supplemental Bills</i>					(2.8)		(2.8)
<b>SUBTOTAL</b>	23,826.4	1,300.6	1,721.5	369.6	15,967.9	27,073.0	70,259.0
<b>III. Other 2010-11 Appropriations and Transfers</b>							
Transfer to the Budget Stabilization Fund							0.0
<b>Total Effective 2010-11 Appropriations as Adjusted</b>	<b>23,826.4</b>	<b>1,300.6</b>	<b>1,721.5</b>	<b>369.6</b>	<b>15,967.9</b>	<b>27,073.0</b>	<b>70,259.0</b>

\* A portion of specific appropriation #1493 was contingent upon House Bill 981 or similar legislation becoming law. House Bill 981 was vetoed by the Governor.

**Fiscal Year 2010-11 Appropriations by Detail Fund  
Adjusted for Vetoes and Supplementals**

<b>Fund Title</b>	<b>Fund #</b>	<b>State Dollars</b>	<b>Federal Dollars</b>	<b>Total Dollars</b>
ADMINISTRATIVE TRUST FUND	2021	188,645,920	121,003,674	309,649,594
AG EMERGENCY ERAD TF	2360	12,210,783		12,210,783
AG LAW ENFORCEMENT TF	2025	23,035		23,035
AIR POLLUTION CONTROL TF	2035	26,132,114	1,658,250	27,790,364
ALCOHOL/DRUGABU/MEN HLH TF	2027		131,148,706	131,148,706
ALCOHOLIC,BEV,TOBACCO TF	2022	26,646,353		26,646,353
ANTI-FRAUD TRUST FUND	2038	515,566		515,566
ARCHITECTS INCIDENTAL TF	2033	1,744,261		1,744,261
BIOMEDICAL RESEARCH TF	2245	52,202,047		52,202,047
BRAIN & SPINAL CORD INJ/TF	2390	16,956,840	8,325,718	25,282,558
BUREAU OF AIRCRAFT TF	2066	629,764		629,764
CAMP BLANDING MANAGEMNT TF	2069	1,501,010		1,501,010
CAP IMPROVEMENTS FEE TF	2071	28,242,369		28,242,369
CAPITAL COLLATERAL REG TF	2073		200,000	200,000
CERTIFICATION PROGRAM TF	2092	1,563,734		1,563,734
CHILD CARE/DEV BLK GRNT TF	2098		368,382,699	368,382,699
CHILD SUPPORT INCENTIVE TF	2075	10,958,611	28,376,360	39,334,971
CHILD SUPPORT TRUST FUND	2084	7,637,314	15,629,024	23,266,338
CHILD WELFARE TRAINING TF	2083	3,216,198		3,216,198
CITRUS ADVERTISING TF	2090	61,044,068	5,800,000	66,844,068
CITRUS INSPECTION TF	2093	14,599,998		14,599,998
CIVIL RICO TRUST FUND	2095	343,711		343,711
CLERKS OF THE COURT TF	2588	456,714,312		456,714,312
COASTAL PROTECTION TF	2099	15,135,865		15,135,865
COMMUN SVCS BLOCK GRANT TF	2118	382	18,922,626	18,923,008
COMMUNICATIONS WKG CAP TF	2105	119,076,643		119,076,643
CONS/REC LANDS PROGRAM TF	2931	34,717,363		34,717,363
CONSERVATION/REC LANDS TF	2131	53,816,811		53,816,811
CORRECTION WORK PROGRAM TF	2151	29,108,125		29,108,125
COUNTY HEALTH DEPT TF	2141	747,343,652	172,487,727	919,831,379
COURT EDUCATION TRUST FUND	2146	3,320,770		3,320,770
COURT/CSE COLL SYS TF	2115	1,618,998		1,618,998
CRIM JUST STAND & TRAIN TF	2148	19,681,740		19,681,740
CRIME STOPPERS TF	2202	1,161,506		1,161,506
CRIMES COMPENSATION TF	2149	30,687,129		30,687,129
CSE APP FEE & PROG REV TF	2104	2,680,145		2,680,145
DISPLACED HOMEMAKER TF	2160	2,060,024		2,060,024
DIV OF LICENSING TF	2163	18,810,942		18,810,942
DIV UNIV FAC CONST ADM TF	2222	5,759,079		5,759,079
DOMESTIC VIOLENCE TF	2157	7,105,685		7,105,685
DONATIONS TRUST FUND	2168	58,298,066	126,700,094	184,998,160
DRINKING WATER REV LOAN TF	2044		88,454,969	88,454,969
ECON DEVELOP TRANSPORT TF	2175	16,500,000		16,500,000

**Fiscal Year 2010-11 Appropriations by Detail Fund  
Adjusted for Vetoes and Supplementals**

<b>Fund Title</b>	<b>Fund #</b>	<b>State Dollars</b>	<b>Federal Dollars</b>	<b>Total Dollars</b>
ECONOMIC DEVELOPMENT TF	2177	4,709,495		4,709,495
ECOSYSTEM MGT & RESTOR TF	2193	17,137,877		17,137,877
ED CERTIFICATION/SVC TF	2176	7,807,831		7,807,831
ED MEDIA & TECHNOLOGY TF	2183	400,000		400,000
ED/GEN STUD & OTHR FEES TF	2164	1,303,692,374		1,303,692,374
EDUCATIONAL ENHANCEMENT TF	2178	1,300,615,095		1,300,615,095
ELECTIONS COMMISSION TF	2511	1,387,708		1,387,708
EMER MGMG PREP/ASST TF	2191	12,775,503	620,000	13,395,503
EMERGENCY MED SVC TF	2192	23,246,056		23,246,056
EMPLOYMENT SECURITY ADM TF	2195	331,610,249	473,036,094	804,646,343
ENERGY CONSUMPTION TF	2174		599,412	599,412
ENVIRONMENTAL LAB TF	2050	8,045,132		8,045,132
EPILEPSY SERVICES TF	2197	1,523,229		1,523,229
EXEC BR LOBBY REGIS TF	2203	715,860		715,860
FED EM MGT PROG SUPT TF	2525		25,367,975	25,367,975
FED LAW ENFORCEMENT TF	2719	183,050	3,439,417	3,622,467
FEDERAL GRANTS TRUST FUND	2261	29,490,300	6,467,393,173	6,496,883,473
FEDERAL REHABILITATION TF	2270		202,208,610	202,208,610
FINANCIAL INST REG TF	2275	12,015,545		12,015,545
FINE ARTS COUNCIL TF	2279		894,086	894,086
FL AGRIC PROM CAMPAIGN TF	2920	165,123		165,123
FL CONDO/TIMESHARE/MH TF	2289	7,555,306		7,555,306
FL DRUG/DEVICE/COSMETIC TF	2173	2,924,050		2,924,050
FL FACILITIES POOL CLR TF	2313	32,514,399		32,514,399
FL FOREVER PROGRAM TF	2349	4,500,000		4,500,000
FL INTER TRADE & PROM TF	2338	5,486,048		5,486,048
FL.CRIME PREV TR IN REV TF	2302	697,505		697,505
FL.PANTHER RESCH & MAN TF	2299	925,653		925,653
FLORIDA COMMUNITIES TF	2244	1,425,458		1,425,458
FLORIDA FOREVER TF	2348	10,500,000		10,500,000
FOOD & NUTRITION SVCS TF	2315	1,043,640	809,543,196	810,586,836
FORFEIT/INVES SUPPORT TF	2316	3,140,928	378,156	3,519,084
GAS TAX COLLECTION TF	2319	3,800,263		3,800,263
GENERAL INSPECTION TF	2321	75,191,618	398,000	75,589,618
GRANTS AND DONATIONS TF	2339	1,969,472,509	531,837,416	2,501,309,925
HEALTH CARE TRUST FUND	2003	913,996,251	18,811,715	932,807,966
HIGHWAY PATROL INS TF	2364	325,995		325,995
HIGHWAY SAFETY OPER TF	2009	351,125,808	6,711,326	357,837,134
HOTEL AND RESTAURANT TF	2375	18,401,046		18,401,046
INCIDENTAL TRUST FUND	2381	13,661,588		13,661,588
INDIGENT CIVIL DEFENSE TF	2976	871,975		871,975
INDIGENT CRIM DEFENSE TF	2974	20,746,827		20,746,827
INLAND PROTECTION TF	2212	167,858,566		167,858,566

**Fiscal Year 2010-11 Appropriations by Detail Fund  
Adjusted for Vetoes and Supplementals**

<b>Fund Title</b>	<b>Fund #</b>	<b>State Dollars</b>	<b>Federal Dollars</b>	<b>Total Dollars</b>
INSTITUTE ASSESSMENT TF	2380	3,578,785		3,578,785
INSURANCE REG TF	2393	90,633,817		90,633,817
INTERNAL IMPROVEMENT TF	2408	15,485,257		15,485,257
INVASIVE PLANT CONTROL TF	2030	34,365,242	800,000	35,165,242
JUV CRIME PREV/ERLY INT TF	2415	412,903		412,903
JUVENILE JUSTICE TRNG TF	2417	2,760,227		2,760,227
L/G HF-CT SALES TAX CL TF	2455	16,760,000		16,760,000
LAND ACQUISITION TF	2423	497,781,962		497,781,962
LAW ENFORCEMENT RADIO TF	2432	22,639,568		22,639,568
LAW ENFORCEMENT TF	2434	1,568,470		1,568,470
LEGAL AFFAIRS REVOLVING TF	2439	13,932,205		13,932,205
LEGAL SERVICES TRUST FUND	2438	30,736,008		30,736,008
LEGIS LOBBYIST REGIS TF	2442	794,327		794,327
LIBRARY SERVICES TF	2450	25,946	8,646,559	8,672,505
LOW INC HOME ENRGY ASST TF	2451		124,660,253	124,660,253
MARINE RESOURCES CONSV TF	2467	62,571,276	11,224,120	73,795,396
MARKET IMP WKG CAP TF	2473	3,896,705		3,896,705
MARKET TRADE SHOW TF	2466	176,601		176,601
MAT/CH HLTH BLOCK GRANT TF	2475		18,977,334	18,977,334
MEDIATION/ARBITRATION TF	2213	13,927,731		13,927,731
MEDICAL CARE TRUST FUND	2474	644,328,396	12,063,687,347	12,708,015,743
MEDICAL QLTY ASSURANCE TF	2352	59,374,168	228,546	59,602,714
MINERALS TRUST FUND	2499	3,850,471		3,850,471
MOTOR VEHICLE WARRANTY TF	2492	2,110,475		2,110,475
NON-GAME WILDLIFE TF	2504	5,025,414	207,164	5,232,578
NON-MANDATORY LAND RECL TF	2506	16,766,809		16,766,809
NURS STDNT LOAN FORGIVE TF	2505	1,169,519		1,169,519
OPERATING TRUST FUND	2510	355,039,852	2,648,049	357,687,901
OPERATIONS AND MAINT TF	2516	80,065,372	927,799,152	1,007,864,524
OPTIONAL RETIREMENT PRG TF	2517	157,821		157,821
PARI-MUTUEL WAGERING TF	2520	13,828,973		13,828,973
PERC TRUST FUND	2558	1,717,463		1,717,463
PERMIT FEE TRUST FUND	2526	11,774,294		11,774,294
PEST CONTROL TRUST FUND	2528	3,434,701		3,434,701
PHOSPHATE RESEARCH TF	2530	7,312,164		7,312,164
PLAN AND BUDGET SYSTEM TF	2535	5,781,416		5,781,416
PLANNING AND EVALUATION TF	2531	18,245,071	10,021,585	28,266,656
PLANT INDUSTRY TF	2507	6,013,935		6,013,935
POL/FIREMEN PREMIUM TAX TF	2532	1,044,741		1,044,741
PRETAX BENEFITS TRUST FUND	2570	916,637		916,637
PREVENT HLTH SVCS BL GR TF	2539		1,570,595	1,570,595
PRINCIPAL STATE SCHOOL TF	2543	110,600,000		110,600,000
PRISON INDUSTRIES TF	2385	750,000		750,000

**Fiscal Year 2010-11 Appropriations by Detail Fund  
Adjusted for Vetoes and Supplementals**

<b>Fund Title</b>	<b>Fund #</b>	<b>State Dollars</b>	<b>Federal Dollars</b>	<b>Total Dollars</b>
PRIVATE INMATE WELFARE TF	2623	2,093,348		2,093,348
PROFESSIONAL REGULATION TF	2547	28,152,402		28,152,402
PROFESSIONAL SPORTS DEV TF	2551	2,500,000		2,500,000
PUB MEDICAL ASST TF	2565	546,120,000		546,120,000
PUB/DEF REVENUE TF	2059	4,786,985		4,786,985
PUBL FACILITIES FINANCE TF	2495	3,349,716		3,349,716
PUBLIC ED CO&DS TRUST FUND	2555	1,721,485,977		1,721,485,977
QUALITY LONG-TERM CARE TF	2126		1,000,000	1,000,000
R-O-W ACQ/BRIDGE CONST TF	2586	273,780,042		273,780,042
RADIATION PROTECTION TF	2569	7,737,565	498,492	8,236,057
RAPE CRISIS PROGRAM TF	2089	2,064,417		2,064,417
RECORDS MANAGEMENT TF	2572	2,246,369		2,246,369
REFUGEE ASSISTANCE TF	2579		22,229,582	22,229,582
REGULATORY TRUST FUND	2573	51,722,687	350,000	52,072,687
RELOCATION & CONST TF	2584	750,000		750,000
RET HLTH INS SUBSIDY TF	2583	82,553		82,553
REVOLVING TRUST FUND	2600	1,000,000	4,590,613	5,590,613
SALE/GOODS & SERVICES TF	2606	3,726,299		3,726,299
SALTWTR PRODUCTS PROM TF	2609	1,220,036		1,220,036
SAVE OUR EVERGLADES TF	2221	29,340,350		29,340,350
SAVE THE MANATEE TF	2611	3,525,064		3,525,064
SCH/DIS & CC/DIS CO&DS TF	2612	135,635,201		135,635,201
SHARED CO/STATE JUV DET TF	2685	97,248,936		97,248,936
SMALL CITIES COMM BLK GRNT	2109		98,785,833	98,785,833
SOCIAL SVCS BLK GRT TF	2639	3,000,000	157,566,873	160,566,873
SOLID WASTE MGMT TF	2644	13,638,515		13,638,515
SOPHOMORE LEVEL TEST TF	2646	462,942		462,942
SPEC EMPLOYMNT SECU ADM TF	2648	19,432,855		19,432,855
ST ST FIN ASSIST TF	2240	263,678		263,678
ST TRANSPORT (PRIMARY) TF	2540	3,764,326,708	2,584,314,657	6,348,641,365
STATE ATTNYS REVENUE TF	2058	32,278,973		32,278,973
STATE COURTS REVENUE TF	2057	366,526,802		366,526,802
STATE EMPLOYEES DIS INS TF	2671	48,305		48,305
STATE EMPLY HEALTH INS TF	2668	23,636,303		23,636,303
STATE EMPLY LIFE INS TF	2667	33,802		33,802
STATE GAME TRUST FUND	2672	36,189,277	1,182,010	37,371,287
STATE HOMES/VETERANS TF	2692	1,435,000		1,435,000
STATE HOUSING TF	2255	37,500,000		37,500,000
STATE PARK TRUST FUND	2675	74,557,966		74,557,966
STATE PERSONNEL SYSTEM TF	2678	43,845,909		43,845,909
STATE RISK MGMT TF	2078	59,481,620		59,481,620
STUDENT LOAN OPERATING TF	2397		37,821,400	37,821,400
SUPERVISION TRUST FUND	2696	63,654,328		63,654,328

**Fiscal Year 2010-11 Appropriations by Detail Fund  
Adjusted for Vetoes and Supplementals**

<b>Fund Title</b>	<b>Fund #</b>	<b>State Dollars</b>	<b>Federal Dollars</b>	<b>Total Dollars</b>
SURPLUS PROPERTY REVOLV TF	2699	319,425		319,425
TEACHER CERT EXAM TF	2727	12,544,268		12,544,268
TOBACCO SETTLEMENT TF	2122	369,602,578		369,602,578
TOLL FAC REVOLVING TF	2729	6,500,000		6,500,000
TOURISM PROMOTION TF	2722	18,744,954		18,744,954
TRANSPORT DISADVANTAGED TF	2731	39,527,094	65,969,126	105,496,220
TREASURY ADM/INVEST TF	2725	6,719,896		6,719,896
TRUST FUNDS	2732	33,623,091	118,659,044	152,282,135
TURNPIKE GEN RESERVE TF	2326	140,811,723		140,811,723
TURNPIKE RENEW/REPLACE TF	2324	43,234,550		43,234,550
U.S. CONTRIBUTIONS TF	2750		386,697,930	386,697,930
U.S. TRUST FUND	2738		151,177,556	151,177,556
UNCLAIMED PROPERTY TF	2007	4,079,971		4,079,971
VITICULTURE TRUST FUND	2773	509,580		509,580
WASTEWTR/STORMWTR REVOL TF	2661		157,780,534	157,780,534
WATER MANAGEMENT LANDS TF	2776	40,553,220		40,553,220
WATER QUALITY ASSURANCE TF	2780	34,054,767		34,054,767
WELFARE TRANSITION TF	2401		450,917,130	450,917,130
WIRELESS COMM E911 TF	2344	137,243,242		137,243,242
WORKERS' COMP ADMIN TF	2795	35,319,937	182,088	35,502,025
WORKERS'COMP SPEC DISAB TF	2798	1,222,716		1,222,716
WORKING CAPITAL TRUST FUND	2792	74,670,978	34,473,532	109,144,510
<b>TOTAL TRUST FUNDS</b>		<b>19,359,614,435</b>	<b>27,072,995,527</b>	<b>46,432,609,962</b>
<b>GENERAL REVENUE FUND</b>	<b>1000</b>	<b>23,826,361,644</b>		<b>23,826,361,644</b>
<b>GRAND TOTAL</b>		<b>43,185,976,079</b>	<b>27,072,995,527</b>	<b>70,258,971,606</b>

**Fiscal Year 2010-11 Nonrecurring Appropriations  
Adjusted for Vetoes and Supplementals**

BUDGET ENTITY/ISSUE TITLE	GENERAL REVENUE	STATE TRUST FUNDS	FEDERAL TRUST FUNDS
<b>ADMINISTERED FUNDS</b>			
DATA PROCESSING RESERVE	300,000	600,000	
DOMESTIC SECURITY			103,789,169
STATE MATCH FOR FEDERALLY DECLARED DISASTERS	20,925,936		
TRANSITION ASSISTANCE FOR THE EXECUTIVE BRANCH	1,500,000		
<b>TOTAL</b>	<b>22,725,936</b>	<b>600,000</b>	<b>103,789,169</b>
<b>AGENCY FOR HEALTH CARE ADMINISTRATION</b>			
AUTOMATED EXTERNAL DEFIBRILLATION IN ASSISTED LIVING FACILITIES - HB 945	11,200		
CHILDREN'S HEALTH INSURANCE PROGRAM REAUTHORIZATION ACT GRANT (CHIPRA)			3,100
CONSULTANT FOR MEDICAID INFORMATION TECHNOLOGY ARCHITECTURE (MITA) ASSESS		260,000	2,340,000
ENHANCED SURVEY PROCESS TRAINING FOR AMBULATORY SURGICAL CENTERS			345,577
LEGAL REPRESENTATION FROM ATTORNEY GENERAL		250,000	250,000
RESTORE COVERAGE FOR ADULTS IN THE MEDICALLY NEEDY PROGRAM WITH NONRECURRING FUNDS	293,328,422	25,537,258	498,304,332
RESTORE COVERAGE FOR THE MEDICAID FOR THE AGED AND DISABLED PROGRAM WITH NONRECURRING FUNDS	228,008,289	12,470,082	386,023,522
<b>TOTAL</b>	<b>521,347,911</b>	<b>38,517,340</b>	<b>887,266,531</b>
<b>AGENCY FOR PERSONS WITH DISABILITIES</b>			
DEVELOPMENTAL SERVICES		300,000	
VOCATIONAL AND EDUCATIONAL SERVICES OF SOUTH FLORIDA			1,200,000
WORKLOAD INCREASE FOR FAIR HEARINGS	13,570		13,570
<b>TOTAL</b>	<b>13,570</b>	<b>300,000</b>	<b>1,213,570</b>
<b>AGENCY FOR WORKFORCE INNOVATION</b>			
ADMINISTRATIVE SUPPORT FOR EMPLOYER QUARTERLY CONTRIBUTIONS			553,747
DESIGN AND IMPLEMENTATION OF THE EARLY LEARNING INFORMATION SYSTEM (ELIS)		2,000,000	9,000,000
INCREASE FOR PROJECTED ENROLLMENT			34,745,023
INCREASE QUICK RESPONSE TRAINING PROGRAM	2,000,000	1,300,000	
INCREASED UNEMPLOYMENT COMPENSATION APPEALS AND INITIAL CLAIMS WORKLOAD			96,925
INCREASED UNEMPLOYMENT COMPENSATION CONTRACTED SERVICES STAFF			18,011,127
MAINTENANCE AND REPAIR			1,180,512
PERFORMANCE BASED INITIATIVE FUNDING PROGRAM		3,376,904	
RESTORE NONRECURRING SCHOOL READINESS FUNDING	2,697,997	2,500,000	
RESTORE NONRECURRING VOLUNTARY PRE-KINDERGARTEN EDUCATION FUNDING			38,017,534
RESTORE SCHOOL READINESS SERVICES FROM THE SPECIAL EMPLOYMENT SECURITY ADMINISTRATION TRUST FUND		2,686,181	
UNEMPLOYMENT COMPENSATION BENEFITS SYSTEM REPLACEMENT			26,301,727
WORKFORCE INVESTMENT AND ACCOUNTABILITY - GREEN JOBS SURVEY AND GREEN LABOR EXCHANGE			389,933
WORKFORCE PROJECTS		850,000	
<b>TOTAL</b>	<b>4,697,997</b>	<b>12,713,085</b>	<b>128,296,528</b>



**Fiscal Year 2010-11 Nonrecurring Appropriations  
Adjusted for Vetoes and Supplementals**

<b>BUDGET ENTITY/ISSUE TITLE</b>	<b>GENERAL REVENUE</b>	<b>STATE TRUST FUNDS</b>	<b>FEDERAL TRUST FUNDS</b>
<b>DEPARTMENT OF AGRICULTURE AND CONSUMER SERVICES</b>			
ADDITIONAL STAFF - DIVISION OF LICENSING		108,556	
AGRICULTURAL BEST MANAGEMENT PRACTICES DEVELOPMENT AND IMPLEMENTATION		1,500,000	
AGRICULTURAL LAW ENFORCEMENT - BULLET PROOF VESTS - REPLACEMENT		94,050	
AGRICULTURE BEST MANAGEMENT PRACTICES DEVELOPMENT AND IMPLEMENTATION PARTNERSHIP AGREEMENTS		1,076,000	
AMERICAN RECOVERY AND REINVESTMENT ACT - FEDERAL STIMULUS FUNDING			6,286,000
APIARY PEST CONTROL DEVELOPMENT		120,000	
AQUACULTURE EXPENSE	218,856		
BEST MANAGEMENT PRACTICES SOIL SENSOR-BASED SYSTEMS	3,500,000	500,000	
BIO-FUEL RESEARCH FOR ALTERNATIVE AGRICULTURAL FUELS		500,000	
CITRUS HEALTH RESPONSE PROGRAM		1,522,159	5,606,038
CODE CORRECTIONS		99,450	
CONTINUATION OF DACS-022 / B0400 HYBRID WETLANDS PROJECT		1,000,000	
FARM SHARE PROGRAM		200,000	
FLORIDA AGRICULTURE PROMOTION CAMPAIGN	1,800,000		
FLORIDA PROPANE GAS SAFETY, EDUCATION AND RESEARCH PROGRAM		200,000	
FORESTRY WILDFIRE EQUIPMENT		1,000,000	
LAND ACQUISITION		750,000	
MAINTENANCE AND REPAIR		425,250	
NORTHERN EVERGLADES SPECIAL PROJECTS		3,000,000	
OYSTER RE-SEEDING AND REHAB			1,167,175
REPLACEMENT EQUIPMENT		300,000	40,000
REPLACEMENT OF MOTOR VEHICLES		114,415	168,414
SPECIAL PURPOSE		600,000	
SUPPORT FOR FOOD BANK		200,000	
VITICULTURE PROGRAM		100,000	
WATER CONSERVATION PROGRAMS		400,000	
<b>TOTAL</b>	<b>5,518,856</b>	<b>13,809,880</b>	<b>13,267,627</b>
<b>DEPARTMENT OF BUSINESS AND PROFESSIONAL REGULATION</b>			
FLORIDA STATE BOXING COMMISSION RESOURCES TO SUPPORT INDUSTRY GROWTH		3,877	
HOME INSPECTOR, MOLD ASSESSOR AND MOLD REMEDIATOR REGULATION		187,294	
PARI-MUTUEL WAGERING - QUARTERHORSE TRACKS/CARDROOMS		17,500	
PARTIAL YEAR INTERNAL AGENCY DATA CENTER SUPPORT		55,875	
TOBACCO SURCHARGE		15,508	
TRANSFER THE BUREAU OF TESTING AND CONT EDUCATION TO PROFESSIONAL REGULATION PROGRAM FROM SERVICE OPERATIONS PROGRAM - ADD		90,000	
TRANSFER THE BUREAU OF TESTING AND CONTINUING EDUCATION FROM SERVICE OPERATIONS PROGRAM TO PROFESSIONAL REGULATION PROGRAM - DEDUCT		-90,000	
<b>TOTAL</b>	<b>0</b>	<b>280,054</b>	<b>0</b>

**Fiscal Year 2010-11 Nonrecurring Appropriations  
Adjusted for Vetoes and Supplementals**

<b>BUDGET ENTITY/ISSUE TITLE</b>	<b>GENERAL REVENUE</b>	<b>STATE TRUST FUNDS</b>	<b>FEDERAL TRUST FUNDS</b>
<b>DEPARTMENT OF CHILDREN AND FAMILY SERVICES</b>			
ADJUSTMENT FOR TEMPORARY ASSISTANCE FOR NEEDY FAMILIES (TANF) ESTIMATING CONFERENCE		9,000,000	
AUTOMATED COMMUNITY CONNECTION TO ECONOMIC SELF-SUFFICIENCY (ACCESS) FLORIDA IMPROVED CUSTOMER SERVICE		2,970,467	2,865,473
CALL CENTER SUBSIDIZED EMPLOYMENT PROJECT			664,317
COMMUNITY BASED MEDICAID ADMINISTRATIVE CLAIMING - MENTAL HEALTH AND SUBSTANCE ABUSE INCREASE			5,500,000
COMPLETION OF FLORIDA STATE AUTOMATED CHILD WELFARE INFORMATION SYSTEM (SACWIS)		1,093,272	1,093,272
DEPARTMENT OF CHILDREN AND FAMILIES FLORIDA SUPPORT DEPARTMENT OF REVENUE CAMS PROJECT			1,132,200
ELECTRONIC BENEFIT TRANSFER PAYMENT FOR SERVICES TO INCREASED NUMBER OF ELIGIBLE CLIENTS			12,678,948
FAMILY VIOLENCE PREVENTION SERVICES ACT GRANT AWARD INCREASE			500,000
FEDERAL GRANT FUNDING FOR WRAPAROUND MIAMI SYSTEM OF CARE			30,626
HOMELESS PREVENTION INCREASE			8,602,844
JAIL DIVERSION AND TRAUMA RECOVERY PROJECT GRANT			394,000
MARISSA AMORA RELIEF BILL ANNUAL REQUEST		1,700,000	
REPLACE ADMINISTRATIVE TRUST FUND WITH OPERATIONS AND MAINTENANCE TRUST FUND - ADD		8,531,847	
REPLACE GENERAL REVENUE WITH ADOPTION INCENTIVE AWARD FUNDS - ADD			3,996,990
REPLACE RECURRING GENERAL REVENUE WITH NONRECURRING GENERAL REVENUE - ADD	24,700,135		
RESTORE ADULT COMMUNITY MENTAL HEALTH - COUNTY CRIMINAL JUSTICE GRANTS WITH FEDERAL GRANTS TRUST FUND		3,000,000	
RESTORE COMMUNITY ADULT MENTAL HEALTH PROGRAM WITH NONRECURRING GENERAL REVENUE	1,000,000		
RESTORE DIRECT SERVICES FUNDING FOR MENTAL HEALTH AND SUBSTANCE ABUSE	15,443,018		
RESTORE MENTAL HEALTH BLOCK GRANT FUNDING	10,173,667		
RESTORE REVENUE FOR THE HOMELESS PROGRAM	250,000	3,900,000	
RESTORE SUBSTANCE ABUSE SERVICES FUNDING	7,393,620		
RESTORE THE HEALTHY FAMILIES PROGRAM WITH NONRECURRING GENERAL REVENUE	2,000,000		
SERVICES TO LOW-INCOME FAMILIES			200,000
SUPERIOR ACHIEVEMENT BONUS FOR ACCESS EMPLOYEES			3,846,311
SUPPLEMENTAL NUTRITION ASSISTANCE PROGRAM (SNAP) ADMINISTRATION INCREASE			6,391,000
SUPPLEMENTAL NUTRITION ASSISTANCE PROGRAM EDUCATION PLAN (SNAP-ED) INCREASE			847,548
TEMPORARY ASSISTANCE FOR NEEDY FAMILIES (TANF) ESTIMATING CONFERENCE ADJUSTMENT			22,645,739
TITLE IV-E FOSTER CARE AMERICAN RECOVERY AND REINVESTMENT PLAN - ADD			10,315,978
TRANSFORMATION TRANSFER INITIATIVE GRANT			90,500
UTILIZE NONRECURRING BLOCK GRANT FOR ADULT MENTAL HEALTH SERVICES			1,450,752
UTILIZE NONRECURRING BLOCK GRANT FOR ADULT SUBSTANCE ABUSE SERVICES			9,359,093

**Fiscal Year 2010-11 Nonrecurring Appropriations  
Adjusted for Vetoes and Supplementals**

BUDGET ENTITY/ISSUE TITLE	GENERAL REVENUE	STATE TRUST FUNDS	FEDERAL TRUST FUNDS
VIOLENCE AGAINST WOMEN PROGRAM			2,486,729
WORKLOAD FOR APPEALS HEARING OFFICE	40,302		40,302
<b>TOTAL</b>	<b>61,000,742</b>	<b>30,195,586</b>	<b>95,132,622</b>
<b>DEPARTMENT OF COMMUNITY AFFAIRS</b>			
CIVIL LEGAL ASSISTANCE	1,000,000	1,000,000	
CONTINUATION OF LEGAL EXPENSES	129,730		
DISASTER RECOVERY PROGRAM STAFFING IN THE COMMUNITY DEVELOPMENT BLOCK GRANT TRUST FUND			11,631
DIVISION OF EMERGENCY MANAGEMENT BUDGET RESTRUCTURE - DECREASE		-17,850,251	-406,423,301
DIVISION OF EMERGENCY MANAGEMENT BUDGET RESTRUCTURE - INCREASE		18,343,802	407,827,780
EMERGENCY MANAGEMENT PERFORMANCE GRANT FUNDING INCREASE			7,554,231
ENERGY CODE TRAINING AND COMPLIANCE MEASUREMENT AMERICAN RECOVERY REINVESTMENT ACT (ARRA)			893,600
FEDERAL DECLARED DISASTER FUNDING		17,850,251	383,808,362
FLOOD MITIGATION ASSISTANCE PROGRAM- APPROPRIATION CATEGORY CHANGE (INCREASE)			1,819,775
FRONT PORCH FLORIDA INITIATIVE		500,000	
GRANT FUNDING FROM THE NATIONAL OCEANIC AND ATMOSPHERIC ADMINISTRATION-WATERFRONTS FLORIDA PROGRAM			210,000
GRANTS AND AIDS - FIXED CAPITAL OUTLAY		2,250,000	106,306,850
HURRICANE SHELTER RETROFITS		750,000	
INCREASE FEDERAL GRANT AWARD - LOW INCOME HOME ENERGY ASSISTANCE PROGRAM			98,400,000
INTEROPERABLE DATA COMMUNICATIONS SYSTEMS			3,707,554
LAND ACQUISITION		3,525,000	
LEGAL ADVERTISING COST REQUIRED BY CHAPTER 163, FLORIDA STATUTES	226,181		
MAKE RECURRING FUNDING NONRECURRING - ADD	270,001		
NATIONAL FLOOD INSURANCE PROGRAM COMMUNITY ASSISTANCE PROGRAM			80,024
NEIGHBORHOOD STABILIZATION PROGRAM STAFFING CONVERSION OF OTHER PERSONAL SERVICES TO FULL TIME EQUIVALENT			19,385
NON-RECURRING REDUCTION TO TECHNICAL PLANNING AND ASSISTANCE DUE TO DOCUMENTARY STAMP SHORTFALL		-873,920	
PRE-DISASTER MITIGATION PROGRAM			3,770,000
REPETITIVE FLOOD CLAIMS PROGRAM			1,780,723
SEVERE REPETITIVE LOSS PILOT PROGRAM			3,902,632
TRANSFER THE FLORIDA COMMUNITIES TRUST PROGRAM TO THE OFFICE OF THE SECRETARY - ADD		190,000	
<b>TOTAL</b>	<b>1,625,912</b>	<b>25,684,882</b>	<b>613,669,246</b>
<b>DEPARTMENT OF CORRECTIONS</b>			
INCREASE ELECTRONIC MONITORING	500,000		
INCREASE PROBATION AND PAROLE OFFICERS			1,670,000
REPLACEMENT OF MOTOR VEHICLES	300,000		
RESTORE NON-RECURRING PRIVATE PRISON FUNDING FOR FISCAL YEAR 2009-10 REBID OF LAKE CITY FACILITY	497,198		
RESTORE NON-RECURRING PRIVATE PRISON FUNDING FOR FISCAL YEAR 2009-10 REBID OF SOUTH BAY FACILITY	2,919,483		
TRANSFER FUNDING TO REDUCE CONTRACT EMPLOYEES	759,597		
<b>TOTAL</b>	<b>4,976,278</b>	<b>0</b>	<b>1,670,000</b>

**Fiscal Year 2010-11 Nonrecurring Appropriations  
Adjusted for Vetoes and Supplementals**

BUDGET ENTITY/ISSUE TITLE	GENERAL REVENUE	STATE TRUST FUNDS	FEDERAL TRUST FUNDS
<b>DEPARTMENT OF EDUCATION</b>			
ABLE GRANTS (ACCESS TO BETTER LEARNING AND EDUCATION)	263,949		
ACADEMIC TOURNEY			4,282
AD VALOREM OFFSET ADJUSTMENT	215,475,823		
ARTS FOR A COMPLETE EDUCATION			8,564
BLACK MALE EXPLORERS			286,751
EDUCATION CAPITAL PROJECTS		474,873,555	
EDUCATION TECHNOLOGY			24,475,720
EDUCATION TECHNOLOGY AND INFORMATION SERVICES			606,955
FEDERAL EQUIPMENT MATCHING GRANTS	500,000		
FLORIDA ASSOCIATION OF DISTRICT SUPERINTENDENTS			25,691
FLORIDA CHANNEL CLOSED CAPTIONING			59,111
FLORIDA COMPREHENSIVE ASSESSMENT TEST (FCAT) EXPLORER			990,000
FLORIDA DIAGNOSTIC AND RESOURCE CENTERS			136,465
FLORIDA EDUCATION FUND	100,000		
FLORIDA HOLOCAUST MUSEUM			8,564
FLORIDA RESIDENT ACCESS GRANTS	3,051,659		
GIRL SCOUTS OF FLORIDA			382,335
GOVERNMENTAL AND CULTURAL AFFAIRS PROGRAMMING			86,278
GOVERNOR'S MENTORING INITIATIVES			316,533
IMPACT OF INDIAN GAMING COMPACT ON EDUCATIONAL ENHANCEMENT TRUST FUND REVENUE - ADD	25,000,000		
INCENTIVE FUNDING	5,000,000		
INCREASE IN ADULT BASIC EDUCATION			6,073,066
INDIVIDUALS WITH DISABILITIES EDUCATION ACT			422,519,656
LEARNING FOR LIFE			1,242,590
LEARNING THROUGH LISTENING	170,183		
MAINTENANCE AND REPAIR		254,269,869	
MENTORING SERVICES - BIG BROTHERS AND BIG SISTERS	560,945		
MENTORING SERVICES - BOYS AND GIRLS CLUBS	250,000		
MENTORING/STUDENT ASSISTANCE PROGRAMS - COMPETITIVE BID PROJECTS	4,375,000		
PANHANDLE AREA EDUCATIONAL CONSORTIUM (PAEC)			480,000
PARTIALLY SIGHTED MATERIALS			8,564
PRE K-12 EDUCATION FUNDING - HB 5101	21,244,177		
PRINCIPAL OF THE YEAR			5,275
PUBLIC RADIO AND TELEVISION STATIONS			1,118,222
READING INITIATIVES			2,300,000
REDUCE EDUCATIONAL ENHANCEMENT TRUST FUND DEFICIT AND RESTORE WITH STATE FISCAL STABILIZATION DISCRETIONARY - ADD			73,914,982
RESTORATION OF NONRECURRING FUNDS - AMERICAN RECOVERY AND REINVESTMENT ACT OF 2009 - CLIENT SERVICES - TARGETED			2,250,000
RESTORATION OF NONRECURRING FUNDS - AMERICAN RECOVERY AND REINVESTMENT ACT OF 2009 - CLIENT SERVICES - TARGETED - INDEPENDENT LIVING			137,771
RESTORATION OF NONRECURRING FUNDS - AMERICAN RECOVERY AND REINVESTMENT ACT OF 2009 - CLIENT SERVICES - TARGETED - OLDER BLIND			2,500,000

**Fiscal Year 2010-11 Nonrecurring Appropriations  
Adjusted for Vetoes and Supplementals**

<b>BUDGET ENTITY/ISSUE TITLE</b>	<b>GENERAL REVENUE</b>	<b>STATE TRUST FUNDS</b>	<b>FEDERAL TRUST FUNDS</b>
RESTORATION OF NONRECURRING FUNDS - AMERICAN RECOVERY AND REINVESTMENT ACT OF 2009 - TARGETED			18,052,786
RESTORE NONRECURRING APPROPRIATION - SKILL ASSESMENT AND TRAINING	3,000,000		
RESTORE NONRECURRING STATE FISCAL STABILIZATION - DISCRETIONARY WITH GENERAL REVENUE	2,015,621		
RESTORE RECURRING REDUCTION AS NONRECURRING SALARIES AND BENEFITS - STATE BOARD OF EDUCATION	11,953,555		
SCHOOL RELATED PERSONNEL OF THE YEAR			1,276,752
SECTIONS IN THE BACK OF THE GENERAL APPROPRIATIONS ACT (GAA)		2,497,422	1,108
STATE FISCAL STABILIZATION			960,615,972
STATE FISCAL STABILIZATION - DISCRETIONARY			157,251,554
STATE SCIENCE FAIR			2,569
TAKE STOCK IN CHILDREN	1,000,000		
TEACHER OF THE YEAR			3,357
TITLE II - EDUCATION FOR HOMELESS CHILDREN AND YOUTHS			2,116,410
TITLE 1 OF THE ELEMENTARY AND SECONDARY EDUCATION ACT OF 1965			496,810,650
TRANSFER FROM BACCALAUREATE PROGRAMS TO COMMUNITY COLLEGE PROGRAM FUND			-727,876
TRANSFER TO COMMUNITY COLLEGE PROGRAM FUND FROM BACCALAUREATE PROGRAMS			727,876
WEB-BASED INSTRUCTION PROGRAM - NORTHEAST FLORIDA EDUCATION CONSORTIUM	1,000,000		
WPPB-TV BECON EDUCATIONAL TELEVISION PROGRAMMING	30,000		
YEAR ROUND COVERAGE - FLORIDA CHANNEL			226,597
STATE UNIVERSITIES - BUILDING ACADEMIC AND ADMINISTRATIVE SUPPORT INFRASTRUCTURE - NEW COLLEGE OF FLORIDA	500,000		
STATE UNIVERSITIES - CENTER FOR ETHICS AND PROFESSIONALISM - FLORIDA INTERNATIONAL UNIVERSITY (FIU)	1,000,000		
STATE UNIVERSITIES - CENTER FOR LUNG TRANSPLANTATION - UNIVERSITY OF FLORIDA HEALTH CENTER	1,000,000		
STATE UNIVERSITIES - INSTITUTE FOR HUMAN AND MACHINE COGNITION - STATE UNIVERSITY PARTNERSHIP INITIATIVE	90,000		
STATE UNIVERSITIES - NEW FLORIDA INITIATIVE	10,000,000		
STATE UNIVERSITIES - QUALITY MEDICAL SCHOOL EDUCATION - FLORIDA INTERNATIONAL UNIVERSITY	1,000,000		
STATE UNIVERSITIES - QUALITY MEDICAL SCHOOL EDUCATION - FLORIDA STATE UNIVERSITY	1,000,000		
STATE UNIVERSITIES - QUALITY MEDICAL SCHOOL EDUCATION - UNIVERSITY OF CENTRAL FLORIDA	1,000,000		
STATE UNIVERSITIES - QUALITY MEDICAL SCHOOL EDUCATION - UNIVERSITY OF FLORIDA	1,000,000		
STATE UNIVERSITIES - QUALITY MEDICAL SCHOOL EDUCATION - UNIVERSITY OF SOUTH FLORIDA	1,000,000		
STATE UNIVERSITIES - REPLACE RECURRING APPROPRIATIONS WITH NONRECURRING - ADD	12,220,697		

**Fiscal Year 2010-11 Nonrecurring Appropriations  
Adjusted for Vetoes and Supplementals**

<b>BUDGET ENTITY/ISSUE TITLE</b>	<b>GENERAL REVENUE</b>	<b>STATE TRUST FUNDS</b>	<b>FEDERAL TRUST FUNDS</b>
STATE UNIVERSITIES - RESTORE NONRECURRING STATE FISCAL STABILIZATION - DISCRETIONARY WITH GENERAL REVENUE	2,000,000		
STATE UNIVERSITIES - STATE FISCAL STABILIZATION			143,803,648
STATE UNIVERSITIES - STATE FISCAL STABILIZATION - DISCRETIONARY			3,800,580
STATE UNIVERSITIES - STATE FISCAL STABILIZATION - DISCRETIONARY - TARGETED STUDENT ASSISTANCE PROGRAMS - FAMU			867,203
STATE UNIVERSITIES - STATE UNIVERSITY RESEARCH COMMERCIALIZATION ASSISTANCE GRANT PROGRAM - SB 1752	2,000,000		
STATE UNIVERSITIES - TARGETED STUDENT ASSISTANCE PROGRAMS - FLORIDA AGRICULTURAL AND MECHANICAL UNIVERSITY (FAMU)	5,125,000		
STATE UNIVERSITIES - THE LOU FREY INSTITUTE OF POLITICS AND GOVERNMENT - UNIVERSITY OF CENTRAL FLORIDA (UCF)	400,000		
<b>TOTAL</b>	<b>334,326,609</b>	<b>731,640,846</b>	<b>2,324,766,561</b>
<b>DEPARTMENT OF ELDER AFFAIRS</b>			
COMPREHENSIVE ASSESSMENT AND REVIEW OF LONG TERM CARE SERVICES	21,324		63,971
GRANTS AND AIDS - FIXED CAPITAL OUTLAY	2,922,503		
LOCAL SERVICES PROGRAMS	7,015,811		
LONG-TERM CARE COMMUNITY DIVERSION PILOT PROGRAM	5,816		5,816
RESTORE ELIMINATE ALZHEIMER'S DISEASE PROJECT WITH NONRECURRING FUNDS	5,381,642		
STATEWIDE PUBLIC GUARDIANSHIP OFFICE - ADMINISTRATIVE TRUST FUND		185,000	
<b>TOTAL</b>	<b>15,347,096</b>	<b>185,000</b>	<b>69,787</b>
<b>DEPARTMENT OF ENVIRONMENTAL PROTECTION</b>			
ENVIRONMENTAL PROJECTS	23,036,535	187,040,000	276,135,503
ENVIRONMENTAL RESOURCE PERMITTING IN NORTHWEST FLORIDA		800,000	
GRANTS AND AIDS - FIXED CAPITAL OUTLAY	800,000	6,000,000	6,400,000
LAND ACQUISITION		22,800,000	
MAINTENANCE AND REPAIR		12,680,000	3,000,000
MARINE SPATIAL PLANNING		250,000	
SPECIAL PURPOSE			6,000,000
SUPPLEMENTAL APPROPRIATIONS	1,000,000		
TRANSFER TO FLORIDA FOREVER TRUST FUND		15,000,000	
TRANSFER TO SAVE OUR EVERGLADES TRUST FUND FROM WATER MANAGEMENT LANDS TRUST FUND		10,000,000	
TRANSFER TO THE DEPARTMENT OF AGRICULTURE GENERAL INSPECTION TF FROM ECOSYSTEMS MANAGEMENT & RESTORATION TF		1,666,632	
WEKIVA RIVER AND FLORIDA AQUIFER STUDY		2,000,000	
<b>TOTAL</b>	<b>24,836,535</b>	<b>258,236,632</b>	<b>291,535,503</b>
<b>DEPARTMENT OF FINANCIAL SERVICES</b>			
ADDITIONAL STAFF TO PROVIDE MORE PROACTIVE LOSS PREVENTION SERVICES TO STATE AGENCIES AND UNIVERSITIES		14,331	
ATTORNEY FOR ENFORCMENT OF DEBT COLLECTION PRACTICES		4,877	
LICENSING ENFORCEMENT SYSTEM		204,033	
REDUCE PAYMENTS TO THIRD PARTY ADMINISTRATOR FOR WORKERS' COMPENSATION CLAIMS		3,877	

**Fiscal Year 2010-11 Nonrecurring Appropriations  
Adjusted for Vetoes and Supplementals**

<b>BUDGET ENTITY/ISSUE TITLE</b>	<b>GENERAL REVENUE</b>	<b>STATE TRUST FUNDS</b>	<b>FEDERAL TRUST FUNDS</b>
REQUIRED FLAIR MODIFICATION DUE TO INTERNAL REVENUE CODE 3402 MANDATE OF THREE PERCENT WITHHOLDING ON PAYMENTS FOR SERVICE AND PROPERTY	141,355		
<b>TOTAL</b>	<b>141,355</b>	<b>227,118</b>	<b>0</b>
<b>FISH AND WILDLIFE CONSERVATION COMMISSION</b>			
AMERICAN RECOVERY AND REINVESTMENT ACT OF 2009			415,655
ENVIRONMENTAL PROJECTS - LAKE RESTORATION & ARTIFICIAL REEF CONSTRUCTION		2,300,000	500,000
GRANTS AND AIDS - FIXED CAPITAL OUTLAY		300,000	
LAND ACQUISITION		225,000	
LAW ENFORCEMENT CONTRACTS AND GRANTS			4,512,357
MAINTENANCE AND REPAIR		178,880	
RENOVATION PLANNING OF THE FARRIS BRYANT BUILDING		80,000	
RESTORE OCEANARIA AS NONRECURRING		296,000	
RESTORE RED TIDE MONITORING AND RESEARCH AS NONRECURRING	359,007		
SPECIAL PURPOSE - BOATING INFRASTRUCTURE AND ESCAMBIA COUNTY ARCHERY PARK RENOVATIONS			8,030,000
WILDLIFE HABITAT RESTORATION PROJECTS			1,000,000
<b>TOTAL</b>	<b>359,007</b>	<b>3,379,880</b>	<b>14,458,012</b>
<b>EXECUTIVE OFFICE OF THE GOVERNOR</b>			
AMERICAN RECOVERY AND REINVESTMENT ACT OF 2009 - FIXED CAPITAL OUTLAY			8,860,949
ECONOMIC DEVELOPMENT - SB 1752	26,103,877		
ECONOMIC DEVELOPMENT INITIATIVES	1,075,000		
ECONOMIC DEVELOPMENT PROGRAM ACCOUNTABILITY MONITORING	250,000	300,000	
ECONOMIC DEVELOPMENT TOOLS	13,233,978	3,313,495	
ENERGY EFFICIENCY CONSERVATION BLOCK GRANT			1,509,300
ENHANCING STATE GOVERNMENT ENERGY ASSURANCES AND SMART GRID RESILIENCY ARRA GRANT			1,158,014
ENVIRONMENTAL PROJECTS			1,234,214
FLORIDA SMALL BUSINESS DEVELOPMENT CENTER NETWORK	500,000		
GRANTS AND AIDS - BLACK BUSINESS INVESTMENT BOARD	2,750,000		
GRANTS AND AIDS - BROWNFIELD REDEVELOPMENT PROJECTS	1,984,000	496,000	
GRANTS AND AIDS - ENTERPRISE FLORIDA PROGRAM	6,200,000		
GRANTS AND AIDS - FIXED CAPITAL OUTLAY	2,100,000	16,200,000	
GRANTS AND AIDS - FLORIDA COMMISSION ON TOURISM	8,470,666		
GRANTS AND AIDS - HISPANIC BUSINESS INITIATIVE	200,000		
GRANTS AND AIDS - INTERNATIONAL ADVOCACY	800,000		
GRANTS AND AIDS - MILITARY BASE PROTECTION	1,000,000		
GRANTS AND AIDS - PROFESSIONAL SPORTS DEVELOPMENT	200,000		
GRANTS AND AIDS - SPACE FLORIDA	3,839,943		
OFFICE OF FILM AND ENTERTAINMENT OPERATIONS	453,296		
PROGRAM REDUCTIONS	-750,000		
QUICK ACTION CLOSING FUND	1,000,000		
RURAL COMMUNITY DEVELOPMENT	400,000	900,000	
SUPPLEMENTAL APPROPRIATIONS	5,600,000		
TRANSFER TO CORRECT PROGRAM COMPONENT - DRUG CONTROL AND SUBSTANCE ABUSE - ADD	-18,808		

**Fiscal Year 2010-11 Nonrecurring Appropriations  
Adjusted for Vetoes and Supplementals**

<b>BUDGET ENTITY/ISSUE TITLE</b>	<b>GENERAL REVENUE</b>	<b>STATE TRUST FUNDS</b>	<b>FEDERAL TRUST FUNDS</b>
TRANSFER TO CORRECT PROGRAM COMPONENT - DRUG CONTROL AND SUBSTANCE ABUSE - DEDUCT	18,808		
TRUST FUND REDUCTION DUE TO DECLINE IN RENTAL CAR SURCHARGE REVENUES		-121,914	
<b>TOTAL</b>	<b>75,410,760</b>	<b>21,087,581</b>	<b>12,762,477</b>
<b>DEPARTMENT OF HEALTH</b>			
A HEALTHY START FOR CHILDREN AMERICAN RECOVERY AND REINVESTMENT ACT (ARRA) - EARLY STEPS PART C			9,753,063
AMERICAN RECOVERY AND REINVESTMENT ACT (ARRA) - BEHAVIORAL RISK FACTOR SURVEILLANCE, DIABETES PREVENTION, HEALTHY COMMUNITY, TOBACCO			2,862,583
AMERICAN RECOVERY AND REINVESTMENT ACT (ARRA) - COMMUNITIES PUTTING PREVENTION TO WORK			8,988,961
AMERICAN RECOVERY AND REINVESTMENT ACT (ARRA) - COMMUNITY HEALTH CENTERS			1,413,999
AMERICAN RECOVERY AND REINVESTMENT ACT (ARRA) - IMMUNIZATION			4,399,931
BIOMEDICAL RESEARCH PROGRAM		50,000,000	
CHILDRENS MEDICAL SERVICES DEVELOPMENT AND INTEGRATION PROJECT			2,242,800
COST ALLOCATION PLAN		500,000	
FLORIDA AGRICULTURAL AND MECHANICAL UNIVERSITY CRESTVIEW CENTER	7,000,000		
HEIKEN CHILDREN'S VISION PROGRAM	139,000		
ISLET CELL TRANSPLANTATION TO CURE DIABETES	300,000		
MAINTENANCE AND REPAIR		7,533,960	
NEUROSCIENCE CENTERS OF FLORIDA	3,500,000		
NITROGEN REDUCTION STRATEGIES		2,000,000	
PROVIDE TEMPORARY ASSISTANCE TO NEEDY FAMILIES (TANF) FUNDING			5,500,000
REDIRECT RECURRING APPROPRIATIONS TO NONRECURRING - ADD	24,700,135		
RELOCATION OF THE DISABILITY DETERMINATION JACKSONVILLE AREA OFFICE			1,239,846
RENOVATION AND EXPANSION OF THE DISABILITY DETERMINATION TAMPA AREA OFFICE			464,757
SPECIAL PURPOSE	2,500,000	9,855,200	
VISIONQUEST	160,868		
WOMEN, INFANTS AND CHILDREN (WIC) DATA SYSTEM PLANNING AND DEVELOPMENT			2,168,952
<b>TOTAL</b>	<b>38,300,003</b>	<b>69,889,160</b>	<b>39,034,892</b>
<b>DEPARTMENT OF HIGHWAY SAFETY AND MOTOR VEHICLES</b>			
CONTINUE THE IMPROVEMENT OF FLORIDA COMMERCIAL DRIVERS LICENSE (CDL) RECORDS SYSTEM GRANT			720,000
CONTINUE THE 2008 REAL IDENTIFICATION DEMONSTRATION GRANT PROGRAM			1,997,884
CONTINUE THE 2009 REAL IDENTIFICATION COMPLIANCE GRANT PROGRAM			1,171,442
FEDERAL REAL ID ACT PLANNING		627,095	
FLORIDA HIGHWAY PATROL REGIONAL COMMUNICATION CENTER TELEPHONE SYSTEMS ENHANCEMENTS			1,354,103
FUND SHIFT FROM HIGHWAY SAFETY OPERATING TRUST FUND TO GENERAL REVENUE		-15,000,000	
FUND SHIFT TO GENERAL REVENUE FUND FROM HIGHWAY SAFETY OPERATING TRUST FUND	15,000,000		
MOTORCYCLE SAFETY EDUCATION PROGRAM		250,000	



**Fiscal Year 2010-11 Nonrecurring Appropriations  
Adjusted for Vetoes and Supplementals**

<b>BUDGET ENTITY/ISSUE TITLE</b>	<b>GENERAL REVENUE</b>	<b>STATE TRUST FUNDS</b>	<b>FEDERAL TRUST FUNDS</b>
NONRECURRING FUNDING FOR FEASIBILITY STUDY FOR REPLACING OUTDATED LEGACY INFORMATION TECHNOLOGY SYSTEMS		500,000	
NONRECURRING REDUCTION TO RECURRING EXPENDITURES TO FUND FEASIBILITY STUDY		-500,000	
PROVIDE CONTINUATION FUNDING FOR THE PERFORMANCE AND REGISTRATION INFORMATION SYSTEMS MANAGEMENT GRANT (PRISM)			372,330
PROVIDE FUNDING FOR THE 2010 DEPARTMENT OF HOMELAND SECURITY REAL IDENTIFICATION DRIVER LICENSE SECURITY GRANT			3,542,000
SETTLEMENT PAYMENT - UNITED STATES DEPARTMENT OF JUSTICE VS THE DEPARTMENT OF HIGHWAY SAFETY AND MOTOR VEHICLES		1,514,915	
<b>TOTAL</b>	<b>15,000,000</b>	<b>-12,607,990</b>	<b>9,157,759</b>
<b>JUSTICE ADMINISTRATION</b>			
DUE PROCESS WORKLOAD REQUIREMENTS	400,000		
FLORIDA CLERK OF COURTS OPERATIONS CORPORATION - HB 5401		3,600,000	
GUARDIAN AD LITEM WORKLOAD	1,000,000		
INCREASED COURT-APPOINTED COUNSEL COSTS - CIVIL CONFLICT AND CRIMINAL CONFLICT CASES	11,600,000		
MAXIMIZE USE OF INDIGENT CRIMINAL DEFENSE TRUST FUNDS FOR OPERATING EXPENDITURES		241,797	
MAXIMIZE USE OF TRUST FUND REVENUES FOR OPERATING EXPENDITURES		483,594	
<b>TOTAL</b>	<b>13,000,000</b>	<b>4,325,391</b>	<b>0</b>
<b>DEPARTMENT OF JUVENILE JUSTICE</b>			
EXPAND REDIRECTION PROGRAM	1,600,000		
GRANTS FOR FISCALLY CONSTRAINED COUNTIES - DETENTION CENTER COSTS	5,581,332		
YOUTH JOBS PILOT PROJECT	1,000,000		
<b>TOTAL</b>	<b>8,181,332</b>	<b>0</b>	<b>0</b>
<b>DEPARTMENT OF LAW ENFORCEMENT</b>			
CRIMINAL HISTORY RECORDS GROWTH DUE TO MORTGAGE BROKER APPLICATIONS		11,631	
LEVERAGE BIOMETRIC IDENTIFICATION WORKFLOW SYSTEM FOR EMPLOYMENT, LICENSING AND OTHER APPLICANT PURPOSES		3,877	
<b>TOTAL</b>	<b>0</b>	<b>15,508</b>	<b>0</b>
<b>DEPARTMENT OF LEGAL AFFAIRS</b>			
AMERICAN RECOVERY AND REINVESTMENT ACT (ARRA) GRANT FUNDS DEDICATED TO PROSECUTION			93,552
CUBAN-AMERICAN BAR ASSOCIATION	50,000		
INCREASE AUTHORITY FOR THE AMERICAN RECOVERY AND REINVESTMENT ACT OF 2009			223,349
INCREASE IN THE 2009 VICTIMS OF CRIME ACT GRANT			4,790,000
INCREASE SERVICES FOR VICTIMS OF SEXUAL ASSAULT	250,000		
RESTORATION OF GENERAL REVENUE FUND SHIFTS FROM NONRECURRING TRUST FUNDS	1,109,071		
RESTORE TRUST FUND AUTHORITY		3,000,000	
TRANSFER FUNDING FROM TRUST FUNDS TO GENERAL REVENUE - ADD (TO FUND CRIME STOPPERS)	3,500,000		
TRANSFER FUNDING FROM TRUST FUNDS TO GENERAL REVENUE - DEDUCT		-3,500,000	
<b>TOTAL</b>	<b>4,909,071</b>	<b>-500,000</b>	<b>5,106,901</b>

**Fiscal Year 2010-11 Nonrecurring Appropriations  
Adjusted for Vetoes and Supplementals**

<b>BUDGET ENTITY/ISSUE TITLE</b>	<b>GENERAL REVENUE</b>	<b>STATE TRUST FUNDS</b>	<b>FEDERAL TRUST FUNDS</b>
<b>LEGISLATIVE BRANCH</b>			
WORKLOAD		1,000,000	
LEGISLATIVE PROGRAM REDUCTIONS	-4,915,692		
TRANSFER OF RESOURCES INTO LEGISLATIVE SUPPORT SERVICES (LSS)	1,000,000		
<b>TOTAL</b>	<b>-3,915,692</b>	<b>1,000,000</b>	<b>0</b>
<b>DEPARTMENT OF LOTTERY</b>			
ON-LINE DRAW MACHINES		120,000	
REPLACEMENT OF MOTOR VEHICLES		129,668	
<b>TOTAL</b>	<b>0</b>	<b>249,668</b>	<b>0</b>
<b>DEPARTMENT OF MANAGEMENT SERVICES</b>			
CODE CORRECTIONS		872,200	
DEBT SERVICE	2,376,421	5,914,172	
EXECUTIVE AIRCRAFT	889,320		
FUNDING FOR ACTUARIAL STUDIES IN THE DIVISION OF RETIREMENT		550,000	
FUNDING FOR THE PUBLIC EMPLOYEES RELATIONS COMMISSION TRUST FUND DEFICIT	400,000		
GRANTS AND AIDS DEBT SERVICE PAYMENT	4,500,000		
INTERIOR REFURBISHMENT OF LEASED SPACE IN THE FLORIDA FACILITIES POOL		1,390,145	
MAINTENANCE AND REPAIR	490,000	5,766,670	
OFFICE SPACE		700,000	
REPLACEMENT OF MOTOR VEHICLES		19,826	
STUDY TO MODERNIZE INTEGRATED RETIREMENT INFORMATION SYSTEM - IRIS		250,000	
TENANT SPACE IMPROVEMENT FUNDS		479,367	
<b>TOTAL</b>	<b>8,655,741</b>	<b>15,942,380</b>	<b>0</b>
<b>DEPARTMENT OF MILITARY AFFAIRS</b>			
ABOUT FACE PROGRAM		750,000	
ADDITIONAL EQUIPMENT			210,300
ADDITIONAL EQUIPMENT - CAMP BLANDING			320,000
ADDITIONAL EQUIPMENT - MOTOR VEHICLE FOR CAMP BLANDING			109,000
FEDERAL/STATE COOPERATIVE AGREEMENT SUPPORT			41,753
FORWARD MARCH PROGRAM		1,250,000	
INFORMATION TECHNOLOGY INFRASTRUCTURE REPLACEMENT		18,400	132,350
SPECIAL PURPOSE			1,743,000
WORKER COMPENSATION FOR STATE ACTIVE DUTY	290,429		
<b>TOTAL</b>	<b>290,429</b>	<b>2,018,400</b>	<b>2,556,403</b>
<b>FLORIDA HOUSING FINANCE CORPORATION</b>			
ADDITIONAL REDUCTION IN STATE HOUSING INITIATIVE PARTNERSHIP		-80,280,000	
ADDITIONAL REDUCTION TO SADOWSKI AFFORDABLE HOUSING PROGRAMS		-42,730,000	
DOWN PAYMENT ASSISTANCE		37,500,000	
<b>TOTAL</b>	<b>0</b>	<b>-85,510,000</b>	<b>0</b>
<b>DEPARTMENT OF REVENUE</b>			
AERIAL PHOTOGRAPHY	500,000		
CHILD SUPPORT AUTOMATED MANAGEMENT SYSTEM (CAMS) - PHASE II	1,395,511	10,127,814	22,368,806
CHILD SUPPORT ENFORCEMENT FUNDING FOR FISCAL YEAR 2010-11 FROM AMERICAN RECOVERY AND REINVESTMENT ACT OF 2009			2,542,871
CHILD SUPPORT VACANT POSITIONS	349,827		679,075
FISCALLY CONSTRAINED COUNTIES - AD VALOREM TAX	27,950,000		
GENERAL FLORIDA TAX CREDIT SCHOLARSHIP PROGRAM - SB 2126	140,494		

**Fiscal Year 2010-11 Nonrecurring Appropriations  
Adjusted for Vetoes and Supplementals**

<b>BUDGET ENTITY/ISSUE TITLE</b>	<b>GENERAL REVENUE</b>	<b>STATE TRUST FUNDS</b>	<b>FEDERAL TRUST FUNDS</b>
GENERAL TAX ADMINISTRATION VACANT POSITIONS	1,002,789		
PROGRAM IMPLEMENTATION OF THE FEDERAL DEFICIT REDUCTION ACT OF 2005		725,225	
RELOCATION - CO-LOCATION OF DEPARTMENT OF REVENUE STAFF TO SOUTHWOOD COMPLEX		6,703,621	
TAXATION - HB 5801	96,925		
UNEMPLOYMENT COMPENSATION TAX ADMINISTRATIVE SUPPORT FOR EMPLOYER QUARTERLY CONTRIBUTIONS		449,517	363,830
<b>TOTAL</b>	<b>31,435,546</b>	<b>18,006,177</b>	<b>25,954,582</b>
<b>STATE COURT SYSTEM</b>			
CIVIL LEGAL ASSISTANCE FOR FORECLOSURE CASES		1,000,000	
FORECLOSURE AND ECONOMIC RECOVERY FUNDING PROPOSAL		6,000,000	
INNOCENCE COMMISSION		200,000	
MAINTENANCE AND REPAIR		350,000	
<b>TOTAL</b>	<b>0</b>	<b>7,550,000</b>	<b>0</b>
<b>DEPARTMENT OF STATE</b>			
ADDITIONAL STAFF FOR HISTORICAL PROGRAMS		3,877	
ADDITIONAL STATE MATCH FOR HELP AMERICA VOTE ACT (HAVA)	296,456		
ADVERTISING PROPOSED CONSTITUTIONAL AMENDMENTS	600,000		
CULTURAL AFFAIRS - EXECUTIVE DIRECTION - ADD	1,360,000		
CULTURAL AFFAIRS - EXECUTIVE DIRECTION - DEDUCT	-2,360,000		
CULTURAL AND MUSEUM GRANTS	2,000,000		
DEPARTMENT WIDE LITIGATION EXPENSES	500,000		
FLORIDA AFRICAN-AMERICAN HERITAGE PRESERVATION NETWORK	250,000		
FLORIDA HUMANITIES COUNCIL	360,000		
GRANTS AND AIDS - FIXED CAPITAL OUTLAY	1,750,000		
HISTORIC PRESERVATION GRANTS	650,000		
LIBRARY COOPERATIVE GRANT PROGRAM	1,200,000		
MAINTENANCE AND REPAIR		1,579,358	
MANAGEMENT OF ARCHAEOLOGICAL RESOURCES OF CARL LAND		7,754	
MANAGEMENT OF THE GROVE		972,686	
REAPPROVAL OF BUDGET AMENDMENT - TO INCREASE BUDGET AUTHORITY IN OPERATING TRUST FUND			47,995
REDIRECT RECURRING APPROPRIATIONS FOR LIBRARY GRANTS TO NON RECURRING	21,253,978		
REIMBURSEMENTS TO COUNTIES FOR SPECIAL ELECTIONS	1,956,301		
SPECIAL PURPOSE		1,000,000	
<b>TOTAL</b>	<b>29,816,735</b>	<b>3,563,675</b>	<b>47,995</b>
<b>DEPARTMENT OF TRANSPORTATION</b>			
ENVIRONMENTAL PROJECTS		1,445,000	
MAINTENANCE AND REPAIR		8,000,000	
MOTOR CARRIER CONTRABAND INTERDICTION PROGRAM			51,575
MOTOR CARRIER SAFETY ASSISTANCE PROGRAM			10,900,462
REPLACEMENT EQUIPMENT FOR MATERIALS AND TESTING LABORATORIES		426,000	
REPLACEMENT OF SAFETY EQUIPMENT		1,942,104	
SUPPORT FOR NEW WEIGH IN MOTION FACILITIES		240,166	
TRANSPORTATION WORK PROGRAM		3,271,521,403	2,549,997,608
<b>TOTAL</b>	<b>0</b>	<b>3,283,574,673</b>	<b>2,560,949,645</b>

**Fiscal Year 2010-11 Nonrecurring Appropriations  
Adjusted for Vetoes and Supplementals**

<b>BUDGET ENTITY/ISSUE TITLE</b>	<b>GENERAL REVENUE</b>	<b>STATE TRUST FUNDS</b>	<b>FEDERAL TRUST FUNDS</b>
<b>DEPARTMENT OF VETERANS' AFFAIRS</b>			
CHANGES IN NURSING FULL TIME EQUIVALENT POSITIONS - ADD		5,118	2,636
INITIAL STAFFING/START-UP FUNDING ST. JOHNS COUNTY STATE VETERANS' NURSING HOME		104,940	54,060
MAINTENANCE AND REPAIR		1,435,000	
STATE NURSING HOME REPLACEMENT EQUIPMENT - OPERATING CAPITAL OUTLAY (OCO) CATEGORY		384,573	192,807
STATE VETERANS' NURSING HOMES STAFFING INCREASE		17,065	8,791
<b>TOTAL</b>	<b>0</b>	<b>1,946,696</b>	<b>258,294</b>
<b>TOTAL NON-RECURRING APPROPRIATIONS</b>	<b>1,218,001,729</b>	<b>4,446,321,622</b>	<b>7,130,964,104</b>

**Vetoed Appropriations for Fiscal Year 2010-11**

<b>Line #</b>	<b>Title</b>	<b>General Revenue (GR)</b>	<b>Trust</b>	<b>Total</b>
19	College of Central Florida - Construct Levy Co. Center Ph I (pce)	-	13,000,000	13,000,000
19	Daytona State College - Remodel/Addition - News Journal Center Building part	-	5,000,000	5,000,000
19	Miami Dade College - Rem/ren/add Clsrms/Labs/Supp Svcs Fac 2- Hialeah Complete	6,400,000	14,800,000	21,200,000
19	Palm Beach State College - Site Acq & Construct Ph I-West Central (spce)	-	19,750,000	19,750,000
19	Polk State College - Rem/ren Learning Resource Center-Main comp	-	10,211,371	10,211,371
19	Polk State College - Institute for Public Safety (pc)	-	2,000,000	2,000,000
20	University of South Florida - USF Polytechnic New Campus Phase I (C,E)	-	35,000,000	35,000,000
20	University of South Florida - Pharmacy/Health Building (P,C)	-	10,000,000	10,000,000
20	University of South Florida - Interdisciplinary Center/Excellence/Wellness Research (P)	-	1,000,000	1,000,000
20	University of Central Florida - Math/Physics Bldg Remodeling/Renovation (P,C,E)	-	7,755,790	7,755,790
20	University of Central Florida - Engineering Building I Renovation (P,C)	-	7,241,445	7,241,445
20	Florida International University - Satellite Chiller Plant Expansion (P,C,E)	-	7,000,000	7,000,000
20	Florida Gulf Coast University - Innovation Hub (IHUB) (P,C,E)	-	5,000,000	5,000,000
20	New College - Caples Fine Arts Mechanical Renovation (P,C,E)	-	7,097,970	7,097,970
78	Proviso - Florida Education Finance Program (FEFP) General Revenue Contingency Language	-	-	-
123	Florida Education Finance Program (FEFP) Study	100,000	-	100,000

**Vetoed Appropriations for Fiscal Year 2010-11**

<b>Line #</b>	<b>Title</b>	<b>General Revenue (GR)</b>	<b>Trust</b>	<b>Total</b>
Before 131	Proviso - Embryonic Stem Cell Research	-	-	-
185	Special Categories - Grants and Aids - Shands Teaching Hospital	9,673,569		9,673,569
219	Nursing Home Reimbursement Rates	-	-	-
242	Reduction to Provider Rates	-	-	-
312	Marriage Education Grant Program	-	500,000	500,000
1123	Girls Advocacy Project	650,000	-	650,000
1129 A	Fixed Capital Outlay - Palm Beach County Juvenile Assessment Center	175,000	-	175,000
1132	Troy Academy	370,000	-	370,000
1493 A	Special Categories - Agricultural Research	1,000,000	-	1,000,000
1598	Building Code Compliance and Mitigation Program	-	925,000	925,000
1617	Emergency Generators to the Town of Golden Beach	150,000	-	150,000
1958 A	Grants and Aids to Local Governments and Nonstate Entities - Fixed Capital Outlay - Boating Related Activities	408,068	91,932	500,000
2092	South Florida Regional Transportation Authority	-	1,000,000	1,000,000
2092	Quadrant Gates for Quiet Zone Crossings	-	3,500,000	3,500,000
2343 A	Special Categories - Grants and Aids - School-To-Career	-	706,698	706,698
2545 A	Special Categories - Transfer to Florida Catastrophic Storm Risk Management Center at Florida State University	-	700,000	700,000
2560 A	Special Categories - Workers' Compensation Research Institute Study	-	195,000	195,000
2607 A	Data Processing Services - Southwood Shared Resource Center	-	132,091	132,091
2651	Florida's Major Performing Arts Centers Task Force	20,000	-	20,000
2657 A	Special Categories - Florida International University Democracy Conference	1,000,000	-	1,000,000

**Vetoed Appropriations for Fiscal Year 2010-11**

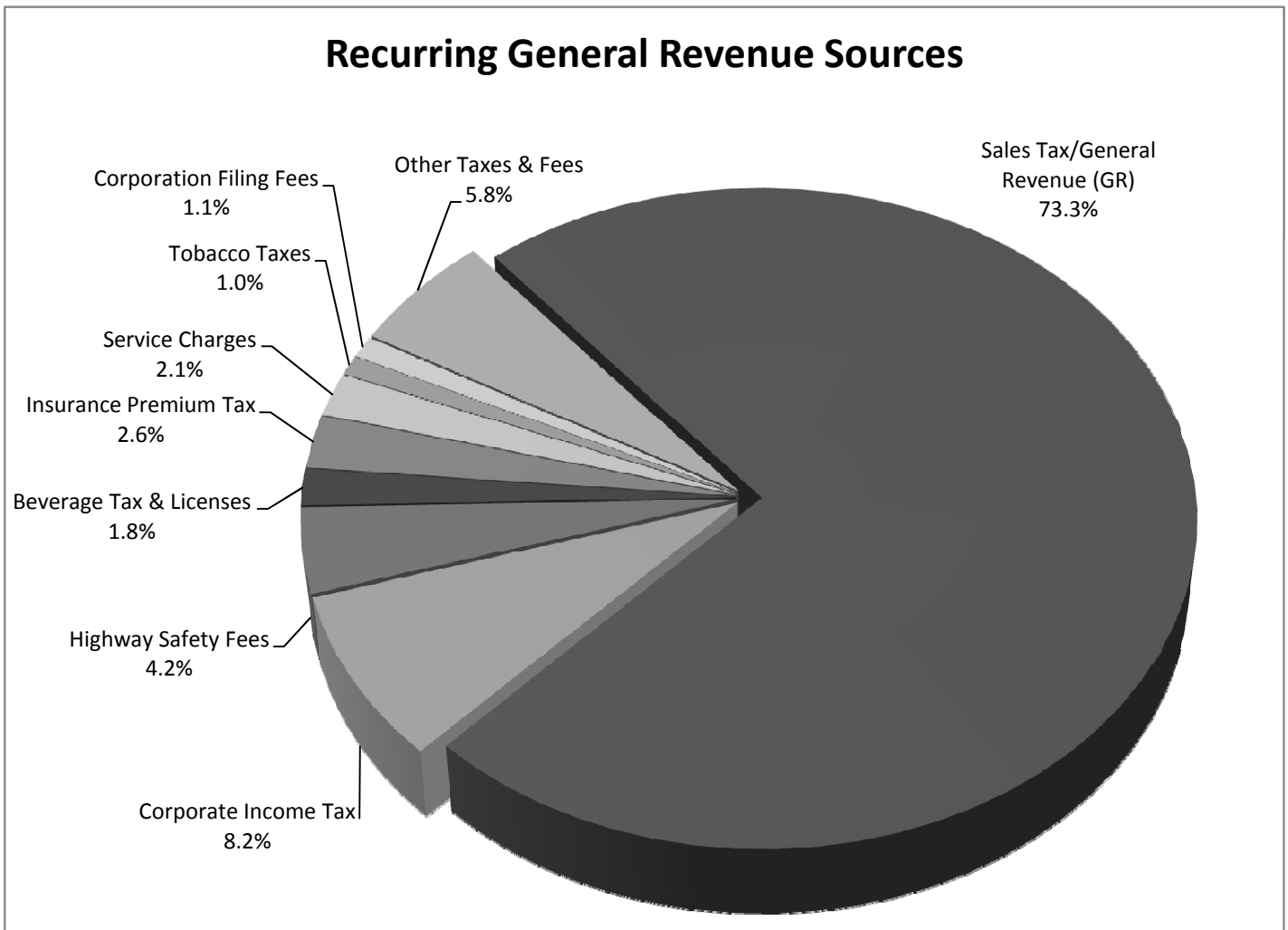
<b>Line #</b>	<b>Title</b>	<b>General Revenue (GR)</b>	<b>Trust</b>	<b>Total</b>
2659 A	Exponica International	500,000	-	500,000
2659 A	The Greater Caribbean Chamber of Commerce	50,000	-	50,000
2672	NW 47th Avenue Improvements, City of Lauderhill	-	300,000	300,000
2672	13th Street Improvements, City of Riviera Beach	-	500,000	500,000
2672	Turkey Creek Road Improvements/Hillsborough County Industrial Park	-	1,000,000	1,000,000
2672	Transportation Improvement Project at an Airport	-	2,000,000	2,000,000
3055 Q	Special Categories - Tangible Personal Property Tax Audit Pilot Program	250,000	-	250,000
3200	Lauderhill Performing Arts Center	1,000,000	-	1,000,000
<b>Total Line Item Vetoes:</b>		<b>21,746,637</b>	<b>156,407,297</b>	<b>178,153,934</b>
<b>Other Sections:</b>				
Section 40	Florida International University - FIU/Miami-Dade County Health Department/Florida Department of Health Facility	-	32,500,000	32,500,000
Section 105	Winter Park Melrose Avenue Stormwater Retention Project	-	150,000	150,000
Section 106	Mount Dora Fourth Avenue Stormwater Project	-	-	-
Section 114	Florida State University - Catastrophic Storm Risk Management Center Study	-	250,000	250,000
Section 129	Department of Transportation - State Transportation Trust Fund Sweep to General Revenue*		160,000,000	160,000,000
<b>Total Other Sections:</b>		<b>-</b>	<b>192,900,000</b>	<b>192,900,000</b>
<b>Grand Total</b>		<b>21,746,637</b>	<b>349,307,297</b>	<b>371,053,934</b>

\* This veto had a \$160 million negative impact to the General Revenue Fund.

**Chart 9**  
**Projected FY 2010-11 Recurring General Revenue Sources**  
**(Dollars In Millions)**

<b>Funding Source</b>	<b>Dollars</b>	<b>Percent</b>
Sales Tax/General Revenue (GR)	16,719.3	73.3%
Corporate Income Tax	1,874.7	8.2%
Highway Safety Fees	954.1	4.2%
Beverage Tax & Licenses	401.9	1.8%
Insurance Premium Tax	591.2	2.6%
Service Charges	483.8	2.1%
Tobacco Taxes	217.0	1.0%
Corporation Filing Fees	240.4	1.1%
Other Taxes & Fees	1,322.0	5.8%
<b>Total Recurring General Revenue</b>	<b>22,804.4</b>	<b>100.0%</b>
Less: Refunds and Federal Funds Interest Earnings Rebate*	(437.4)	
<b>Net Recurring General Revenue</b>	<b>22,367.0</b>	

\*The Federal Funds Interest Earnings Rebate amount was excluded from the chart in prior years.





**GENERAL REVENUE FUND  
 CONSENSUS REVENUE ESTIMATING CONFERENCE  
 RETROSPECT**

FY 2007-08 and FY 2008-09  
 (MILLIONS OF DOLLARS)

02-Dec-2009

	RECURRING FUNDS	NON- RECURRING FUNDS	TOTAL ALL FUNDS
<b>FUNDS AVAILABLE 2007-08</b>			
Balance forward from 06-07	0.0	3,433.6	3,433.6
Miscellaneous adjustments	0.0	4.3	4.3
Revenue collections	24,163.9	(25.1)	24,138.8
Repayment of storm related loans	0.0	29.1	29.1
Hurricane reimbursements/FEMA	0.0	204.3	204.3
Transfers from trust funds	0.0	217.4	217.4
Cancellation of warrants	0.0	1.0	1.0
FCO reversions	0.0	4.4	4.4
Federal funds interest earnings rebate	(4.5)	0.0	(4.5)
Total 2007-08 funds available	<u>24,159.4</u>	<u>3,869.0</u>	<u>28,028.4</u>
<b>EXPENDITURES 2007-08</b>			
Operations	12,653.8	948.3	13,602.1
Aid to Local Governments	13,052.3	399.4	13,451.7
Fixed Capital Outlay	30.9	439.8	470.7
Fixed Capital Outlay/Aid to Local Governments	0.0	75.8	75.8
Nonoperating disbursements	0.0	2.0	2.0
Transfer to Budget Stabilization Fund	0.0	105.2	105.2
Total 07-08 expenditures	<u>25,737.0</u>	<u>1,970.5</u>	<u>27,707.5</u>
ENDING BALANCE	(1,577.6)	1,898.5	320.9

The FY 2007-08 balance in the Budget Stabilization Fund is \$1353.7 million. Under the current revenue forecast, no transfers are required until FY 2011-12. These figures do not include hurricane-related budget amendments transferring funds to the Casualty Insurance Risk Management TF which must be repaid (EOG #483 for FY 2004-05 of \$11.0 million and EOG #205 for FY 2005-06 of \$11.8 million). At the time of this statement \$8.9 million remains to be repaid.

<b>FUNDS AVAILABLE 2008-09</b>			
Balance forward from 07-08	0.0	320.9	320.9
Miscellaneous adjustments	0.0	19.5	19.5
Revenue collections	20,962.0	74.4	21,036.4
Transfers from trust funds	0.0	939.8	939.8
Transfers from Budget Stabilization Fund	0.0	1,072.4	1,072.4
Transfer from Lawton Chiles Endowment Fund	0.0	700.0	700.0
Transfer from Florida Housing Finance Corporation	0.0	190.0	190.0
Repayment of storm related loans	0.0	9.3	9.3
FCO reversions	0.0	5.6	5.6
Cancellation of warrants	(0.9)	2.0	1.1
Federal funds interest earnings rebate	(2.7)	0.0	(2.7)
Total 2008-09 funds available	<u>20,958.4</u>	<u>3,333.9</u>	<u>24,292.3</u>
<b>EXPENDITURES 2008-09</b>			
Operations	11,202.0	374.3	11,576.3
Aid to Local Government	11,820.3	20.1	11,840.4
Fixed Capital Outlay	(134.6)	328.4	193.8
FCO/Aid to Local Governments	0.0	47.8	47.8
Nonoperating disbursements	0.0	2.6	2.6
Total 08-09 expenditures	<u>22,887.7</u>	<u>773.2</u>	<u>23,660.9</u>
ENDING BALANCE	(1,929.3)	2,560.7	631.4

The FY 2008-09 balance in the Budget Stabilization Fund is \$1353.7 million. These figures do not include hurricane-related budget amendments transferring funds to the Casualty Insurance Risk Management TF which must be repaid (EOG #483 for FY 2004-05 of \$11.0 million and EOG #205 for FY 2005-06 of \$11.8 million). At the time of this statement \$7.5 million remains to be repaid. Per Section 77 of the 2008 General Appropriations Act, \$672.4 million was transferred to the General Revenue Fund in September. An additional \$400 million was transferred in February pursuant to Section 51 of SB2A.

**GENERAL REVENUE FUND  
FINANCIAL OUTLOOK STATEMENT**

including the 2010-11 General Appropriations Act, vetoes, and law changes affecting revenue  
FY 2009-10 through FY 2013-14  
(\$ MILLIONS)

DATE: 15-Jul-2010  
TIME: 1:30 PM

	<u>RECURRING</u>	<u>NON- RECURRING</u>	<u>TOTAL</u>
<b>FUNDS AVAILABLE 2009-10</b>			
Balance forward from 08-09	0.0	631.4	631.4
Estimated revenues	21,247.6	(190.7)	21,056.9
Measures affecting revenue/2010 session	0.0	(50.1)	(50.1)
Transfers from trust funds	0.0	598.6	598.6
Indian Gaming Compact/payments held in reserve	0.0	287.5	287.5
FCO reversions	0.0	12.1	12.1
Federal funds interest earnings rebate	(4.3)	0.0	(4.3)
Total 2009-10 funds available	<u>21,243.3</u>	<u>1,288.8</u>	<u>22,532.1</u>
<b>ESTIMATED EXPENDITURES 2009-10</b>			
Operations	9,728.4	452.2	10,180.6
Aid to local government	10,887.5	58.5	10,946.0
Fixed capital outlay	52.7	14.8	67.5
Reappropriations	0.0	16.5	16.5
Supplemental Appropriations H5001 (2010)	0.0	399.4	399.4
Dept. of Corrections reversion (EOG #0607)	0.0	(35.6)	(35.6)
Special appropriations	0.3	1.6	1.9
Total 2009-10 estimated expenditures	<u>20,668.9</u>	<u>907.4</u>	<u>21,576.3</u>
ENDING BALANCE (A)	574.4	381.4	955.8
<b>FUNDS AVAILABLE 2010-11</b>			
Balance forward from 2009-10	0.0	955.8	955.8
Estimated revenues	22,441.0	24.7	22,465.7
Measures affecting revenue	(69.7)	310.1	240.4
Transfers from trust funds	0.0	367.5	367.5
Unused appropriations/reversions	0.0	83.6	83.6
FCO reversions	0.0	2.0	2.0
Federal funds interest earnings rebate	(4.3)	0.0	(4.3)
Total 2010-11 funds available	<u>22,367.0</u>	<u>1,743.7</u>	<u>24,110.7</u>
<b>APPROPRIATIONS 2010-11</b>			
HB5001 as appropriated	22,616.4	1,173.3	23,789.7
Special appropriations	2.2	56.2	58.4
Vetoes	(10.1)	(11.6)	(21.7)
Total 2010-11 estimated expenditures	<u>22,608.5</u>	<u>1,217.9</u>	<u>23,826.4</u>
ENDING BALANCE (A)	(241.5)	525.8	284.3

FOOTNOTES

(A) The cash balance in the Budget Stabilization Fund (not shown here) at the time of this statement was \$274.7 million. This figure does not include the full repayment of hurricane-related budget amendments transferring funds to the Casualty Insurance Risk Management TF (EOG #2004-0483 for \$11.0 million and EOG #2005-0205 for \$11.8 million). At the time of this statement \$6.6 million remains to be repaid.

(B) The amount of \$1,072.4 million was transferred out of the Budget Stabilization Fund to the General Revenue Fund in FY 2008-09. Section 215.32(3), F.S., stipulates that repayments to the fund are appropriated in five equal installments beginning in the third year following the year in which the expenditure was made, unless otherwise established by law. Per the aforementioned statute, repayment would begin in FY2011-12 with annual installments in the amount of \$214.5 million.

(C) This financial statement is based on current law as it is currently administered. It does not include the potential effect of any legal actions which might affect revenues or appropriations. The Attorney General periodically issues an update on any such litigation. In addition, it does not recognize any deficits in any spending programs unless specifically stated.

**GENERAL REVENUE FUND, continued  
FINANCIAL OUTLOOK STATEMENT**

including the 2010-11 General Appropriations Act, vetoes, and law changes affecting revenue  
FY 2009-10 through FY 2013-14  
(\$ MILLIONS)

DATE: 15-Jul-2010  
TIME: 1:30 PM

	<u>RECURRING</u>	<u>NON- RECURRING</u>	<u>TOTAL</u>
<b>FUNDS AVAILABLE 2011-12</b>			
Balance forward from 2010-11	0.0	284.3	284.3
Estimated revenues	24,271.5	3.9	24,275.4
Measures affecting revenue	(35.9)	98.8	62.9
Unused appropriations/reversions	0.0	83.6	83.6
FCO reversions	0.0	2.0	2.0
Federal funds interest earnings rebate	(4.3)	0.0	(4.3)
Total 2011-12 funds available (B)	<u>24,231.3</u>	<u>472.6</u>	<u>24,703.9</u>
<b>FUNDS AVAILABLE 2012-13</b>			
Balance forward from 2011-12	0.0	0.0	0.0
Estimated revenues	25,989.0	(0.2)	25,988.8
Measures affecting revenue	(16.4)	149.3	132.9
Unused appropriations/reversions	0.0	83.6	83.6
FCO reversions	0.0	2.0	2.0
Federal funds interest earnings rebate	(4.3)	0.0	(4.3)
Total 2012-13 funds available (B)	<u>25,968.3</u>	<u>234.7</u>	<u>26,203.0</u>
<b>FUNDS AVAILABLE 2013-14</b>			
Balance forward from 2012-13	0.0	0.0	0.0
Estimated revenues	27,739.8	(0.2)	27,739.6
Measures affecting revenue	(0.5)	138.6	138.1
Unused appropriations/reversions	0.0	83.6	83.6
FCO reversions	0.0	2.0	2.0
Federal funds interest earnings rebate	(4.3)	0.0	(4.3)
Total 2013-14 funds available (B)	<u>27,735.0</u>	<u>224.0</u>	<u>27,959.0</u>

FOOTNOTES

(B) The amount of \$1,072.4 million was transferred out of the Budget Stabilization Fund to the General Revenue Fund in FY 2008-09. Section 215.32(3), F.S., stipulates that repayments to the fund are appropriated in five equal installments beginning in the third year following the year in which the expenditure was made, unless otherwise established by law. Per the aforementioned statute, repayment would begin in FY2011-12 with annual installments in the amount of \$214.5 million.

**FLORIDA TOBACCO SETTLEMENT TRUST FUND**  
**RETROSPECT**  
FY 2007-08 and FY 2008-09  
(\$ MILLIONS)

01-Mar-2010

	RECURRING	NON- RECURRING	TOTAL
	-----	-----	-----
<b>FUNDS AVAILABLE 2007-08</b>			
Balance forward from 2006-07	0.0	84.0	84.0
Annual settlement payment	392.3	0.0	392.3
Profit adjustment payment	6.1	0.0	6.1
Transfer from Lawton Chiles Endowment Fund	42.0	0.0	42.0
Other nonoperating revenue and adjustments	0.0	0.2	0.2
Interest earnings	3.9	0.0	3.9
	-----	-----	-----
Total 2007-08 funds available	444.3	84.2	528.5
<b>EXPENDITURES 2007-08</b>			
Agency for Health Care Administration	168.1	3.0	171.1
Department of Children and Family Services	146.5	12.6	159.1
Department of Elder Affairs	24.7	3.7	28.4
Department of Health	97.1	26.0	123.1
Agency for Persons with Disabilities	0.0	9.3	9.3
	-----	-----	-----
Total 2007-08 expenditures	436.4	54.6	491.0
AVAILABLE RESERVES	7.9	29.6	37.5
<b>FUNDS AVAILABLE 2008-09</b>			
Balance forward from 2007-08	0.0	37.5	37.5
Annual settlement payment	381.5	0.0	381.5
Profit adjustment payment	7.4	0.0	7.4
Transfer from Lawton Chiles Endowment Fund	50.7	354.4	405.1
Other nonoperating revenue and adjustments	0.0	0.2	0.2
Interest earnings	3.5	0.0	3.5
	-----	-----	-----
Total 2008-09 funds available	443.1	392.1	835.2
<b>EXPENDITURES 2008-09</b>			
Agency for Health Care Administration	166.7	301.5	468.2
Department of Children and Family Services	154.8	11.2	166.0
Department of Elder Affairs	24.8	10.0	34.8
Department of Health	103.4	37.4	140.8
Agency for Persons with Disabilities	0.0	4.3	4.3
	-----	-----	-----
Total 2008-09 expenditures	449.7	364.4	814.1
AVAILABLE RESERVES	(6.6)	27.7	21.1

**TOBACCO SETTLEMENT TRUST FUND**  
**FINANCIAL OUTLOOK STATEMENT**  
including effective FY 2010-11 appropriations  
FY 2009-10 and FY 2010-11  
(\$ MILLIONS)

DATE: 07-Jul-10

	<u>RECURRING</u>	<u>NON- RECURRING</u>	<u>TOTAL</u>
<b>FUNDS AVAILABLE 2009-10</b>			
Balance forward from 2008-09	0.0	21.1	21.1
Annual settlement payment	355.1	0.0	355.1
Profit adjustment payment estimate	6.1	0.0	6.1
Transfer from Lawton Chiles Endowment Fund	15.7	0.0	15.7
Interest earnings	1.5	0.0	1.5
Total 2009-10 funds available	378.4	21.1	399.5
<b>APPROPRIATIONS 2009-10</b>			
Agency for Health Care Administration	140.2	0.0	140.2
Department of Children and Family Services	132.3	0.0	132.3
Department of Elder Affairs	24.8	0.0	24.8
Department of Health	99.7	0.0	99.7
Reappropriations	0.0	2.0	2.0
HB5001, Section 81	0.0	(7.3)	(7.3)
Total 2009-10 effective appropriations	396.9	(5.3)	391.6
AVAILABLE RESERVES	(18.5)	26.4	7.9
<b>FUNDS AVAILABLE 2010-11</b>			
Balance forward from 2009-10	0.0	7.9	7.9
Annual settlement payment estimate	340.7	0.0	340.7
Profit adjustment payment estimate	6.3	0.0	6.3
Transfer from Lawton Chiles Endowment Fund	13.7	0.0	13.7
Interest earnings	2.0	0.0	2.0
Total 2010-11 funds available	362.7	7.9	370.6
<b>APPROPRIATIONS 2010-11</b>			
Agency for Health Care Administration	137.8	0.0	137.8
Department of Children and Family Services	132.3	0.0	132.3
Department of Elder Affairs	0.0	0.0	0.0
Department of Health	37.9	0.0	37.9
Tobacco Prevention and Education	61.6	0.0	61.6
Total 2010-11 effective appropriations	369.6	0.0	369.6
AVAILABLE RESERVES	(6.9)	7.9	1.0

This financial outlook statement does not include the transfer from the Lawton Chiles Endowment Fund to the Biomedical Research Trust Fund under section 215.5601, Florida Statutes, nor does it include the appropriation from the trust fund. The projected amount of the transfer is \$2.2 million for FY 09-10 and \$1.3 million for FY 2010-11.

**TOBACCO SETTLEMENT TRUST FUND**  
**FINANCIAL OUTLOOK STATEMENT, continued**  
including effective FY 2010-11 appropriations  
FY 2011-12 through FY 2013-14  
(\$ MILLIONS)

DATE: 07-Jul-10  
TIME: 10:06 AM

	<u>RECURRING</u>	<u>NON-RECURRING</u>	<u>TOTAL</u>
<b>FUNDS AVAILABLE 2011-12</b>			
Balance forward from 2010-11	0.0	1.0	1.0
Annual settlement payment estimate	342.6	0.0	342.6
Profit adjustment payment estimate	6.5	0.0	6.5
Transfer from Lawton Chiles Endowment Fund	13.7	0.0	13.7
Interest earnings	2.0	0.0	2.0
Total 2011-12 funds available	364.8	1.0	365.8

The above funds available figures are not adjusted for any financial obligation related to the constitutional funding requirement for tobacco education and prevention. The amount of the financial obligation for FY 2011-12 is estimated to be \$62.7 million.

<b>FUNDS AVAILABLE 2012-13</b>			
Balance forward from 2011-12	0.0	0.0	0.0
Annual settlement payment estimate	342.8	0.0	342.8
Profit adjustment payment estimate	6.7	0.0	6.7
Transfer from Lawton Chiles Endowment Fund	13.7	0.0	13.7
Interest earnings	2.0	0.0	2.0
Total 2012-13 funds available	365.2	0.0	365.2

The above funds available figures are not adjusted for any financial obligation related to the constitutional funding requirement for tobacco education and prevention. The amount of the financial obligation for FY 2012-13 is estimated to be \$64.0 million.

<b>FUNDS AVAILABLE 2013-14</b>			
Balance forward from 2012-13	0.0	0.0	0.0
Annual settlement payment estimate	344.2	0.0	344.2
Profit adjustment payment estimate	6.9	0.0	6.9
Transfer from Lawton Chiles Endowment Fund	13.7	0.0	13.7
Interest earnings	2.0	0.0	2.0
Total 2013-14 funds available	366.8	0.0	366.8

The above funds available figures are not adjusted for any financial obligation related to the constitutional funding requirement for tobacco education and prevention. The amount of the financial obligation for FY 2012-13 is estimated to be \$65.2 million.

**EDUCATIONAL ENHANCEMENT (LOTTERY) TRUST FUND**  
**CONSENSUS REVENUE ESTIMATING CONFERENCE**  
**RETROSPECT**  
FY 2007-08 and FY 2008-09  
(\$ MILLIONS)

21-Oct-2009

	RECURRING	NON- RECURRING	TOTAL
<b>FUNDS AVAILABLE 2007-08</b>			
Balance forward from 2006-07	0.0	208.1	208.1
Revenues from Lottery ticket sales	1,275.5	1.6	1,277.1
Revenues from slot machine activity	280.0	(157.7)	122.3
Transfer from DOL Administrative TF	0.0	6.9	6.9
Fixed Capital Outlay reversions	0.0	5.9	5.9
Interest earnings	7.0	0.0	7.0
Nonoperating revenue	0.0	1.9	1.9
Total 2007-08 funds available	1,562.5	66.7	1,629.2
<b>EXENDITURES 2007-08</b>			
Public Schools	408.2	15.0	423.2
State University System	160.2	78.8	239.0
Community Colleges	112.6	48.7	161.3
Bright Futures	380.7	0.0	380.7
Student Financial Assistance	38.8	0.0	38.8
SMART Schools/Classrooms First	0.3	0.0	0.3
Class Size Reduction/Debt Service	236.5	0.0	236.5
Total 07-08 expenditures	1,337.3	142.5	1,479.8
AVAILABLE RESERVES	225.2	(75.8)	149.4
<b>FUNDS AVAILABLE 2008-09</b>			
Balance forward from 2007-08	0.0	149.4	149.4
Revenues from Lottery ticket sales	1,279.5	0.5	1,280.0
Revenues from slot machine activity	177.7	(73.6)	104.1
Transfer from DOL Administrative TF	6.3	0.0	6.3
Interest earnings	2.6	0.0	2.6
Miscellaneous revenue	0.0	0.8	0.8
Total 2008-09 funds available	1,466.1	77.1	1,543.2
<b>EXPENDITURES 2008-09</b>			
Public Schools	338.8	(8.8)	330.0
State University System	196.8	22.6	219.4
Community Colleges	116.7	8.1	124.8
Bright Futures	415.7	13.5	429.2
Student Financial Assistance	38.8	0.0	38.8
Other	9.9	0.7	10.6
Classrooms First/Class Size Reduction	314.7	(35.4)	279.3
Total 08-09 expenditures	1,431.4	0.7	1,432.1
AVAILABLE RESERVES	34.7	76.4	111.1

**EDUCATIONAL ENHANCEMENT TRUST FUND  
FINANCIAL OUTLOOK STATEMENT**

including the 2010-11 General Appropriations Act and law changes affecting revenue  
FY 2009-10 through FY 2013-14  
(\$ MILLIONS)

DATE: 15-Jul-10

	<u>RECURRING</u>	<u>NON- RECURRING</u>	<u>TOTAL</u>
<b>FUNDS AVAILABLE 2009-10</b>			
Balance forward from 2008-09	0.0	111.1	111.1
Revenues from Lottery ticket sales	1,166.3	(0.8)	1,165.5
Revenues from slot machine activity	189.4	(59.8)	129.6
Transfer from DOL Administrative TF	7.9	0.0	7.9
Interest earnings	3.0	0.0	3.0
	<hr/>	<hr/>	<hr/>
Total 2009-10 funds available	1,366.6	50.5	1,417.1
<b>APPROPRATIONS 2009-10</b>			
Public Schools	295.3	33.5	328.8
Workforce Education	3.8	0.0	3.8
State University System	201.2	0.0	201.2
Community Colleges	117.0	0.0	117.0
Bright Futures	418.9	0.0	418.9
Student Financial Assistance	35.3	0.0	35.3
SMART Schools/Classrooms First	167.0	0.0	167.0
Class Size Reduction/Debt Service	154.3	(2.4)	151.9
HB5001 (2010), Section 41	0.0	(0.2)	(0.2)
HB5001 (2010), Section 42	0.0	(7.3)	(7.3)
HB5001 (2010), Section 43	0.0	7.4	7.4
HB5001 (2010), Section 46	0.0	(6.7)	(6.7)
	<hr/>	<hr/>	<hr/>
Total 09-10 appropriations	1,392.8	24.3	1,417.1
AVAILABLE RESERVES	<hr/> <u>(26.2)</u>	<hr/> <u>26.2</u>	<hr/> <u>0.0</u>
<b>FUNDS AVAILABLE 2010-11</b>			
Balance forward from 2009-10	0.0	0.0	0.0
Revenues from Lottery ticket sales	1,157.5	0.0	1,157.5
Revenues from slot machine activity	189.4	(22.7)	166.7
Measures affecting revenues (slot machines)	17.9	(42.9)	(25.0)
Interest earnings	3.0	0.0	3.0
	<hr/>	<hr/>	<hr/>
Total 2010-11 funds available	1,367.8	(65.6)	1,302.2
<b>APPROPRATIONS 2010-11</b>			
Public Schools	242.7	0.0	242.7
Workforce Education	7.3	0.0	7.3
State University System	230.7	0.0	230.7
Community Colleges	127.0	0.0	127.0
Bright Futures	338.4	0.0	338.4
Student Financial Assistance	35.1	0.0	35.1
SMART Schools/Classrooms First	164.8	0.0	164.8
Class Size Reduction/Debt Service	154.7	0.0	154.7
	<hr/>	<hr/>	<hr/>
Total 10-11 appropriations	1300.6	0.0	1300.6
AVAILABLE RESERVES	<hr/> <u>67.2</u>	<hr/> <u>(65.6)</u>	<hr/> <u>1.6</u>



**EDUCATIONAL ENHANCEMENT TRUST FUND  
FINANCIAL OUTLOOK STATEMENT**

including the 2010-11 General Appropriations Act and law changes affecting revenue  
FY 2009-10 through FY 2013-14  
(\$ MILLIONS)

DATE: 15-Jul-10

	<u>RECURRING</u>	NON- <u>RECURRING</u>	<u>TOTAL</u>
<b>FUNDS AVAILABLE 2011-12</b>			
Balance forward from 2010-11	0.0	1.6	1.6
Revenues from Lottery ticket sales	1,169.8	0.0	1,169.8
Revenues from slot machine activity	189.4	0.0	189.4
Measures affecting revenues (slot machines)	18.3	(23.4)	(5.1)
Interest earnings	3.0	0.0	3.0
	<hr/>	<hr/>	<hr/>
Total 2011-12 funds available	1,380.5	(21.8)	1,358.7
 <b>FUNDS AVAILABLE 2012-13</b>			
Balance forward from 2011-12	0.0	0.0	0.0
Revenues from Lottery ticket sales	1,184.4	0.0	1,184.4
Revenues from slot machine activity	193.8	0.0	193.8
Measures affecting revenues (slot machines)	18.7	(21.5)	(2.8)
Interest earnings	3.0	0.0	3.0
	<hr/>	<hr/>	<hr/>
Total 2012-13 funds available	1,399.9	(21.5)	1,378.4
 <b>FUNDS AVAILABLE 2013-14</b>			
Balance forward from 2012-13	0.0	0.0	0.0
Revenues from Lottery ticket sales	1,203.0	0.0	1,203.0
Revenues from slot machine activity	199.0	0.0	199.0
Measures affecting revenues (slot machines)	19.1	0.0	19.1
Interest earnings	3.0	0.0	3.0
	<hr/>	<hr/>	<hr/>
Total 2013-14 funds available	1,424.1	0.0	1,424.1

**PRINCIPAL STATE SCHOOL TRUST FUND**  
**CONSENSUS REVENUE ESTIMATING CONFERENCE**  
**RETROSPECT**  
FY 2007-08 and 2008-09  
(\$ MILLIONS)

17-Jul-09

	RECURRING -----	NON- RECURRING -----	TOTAL -----
<b>FUNDS AVAILABLE FOR 2007-08</b>			
Cash & short term investments balance forward	0.0	123.6	123.6
Transfers from Unclaimed Property TF	157.8	-0.8	157.0
Parimutuel escheated tickets	1.8	0.0	1.8
Miscellaneous receipts	1.2	0.0	1.2
Refunds	1.6	0.0	1.6
Interest earnings	3.6	0.0	3.6
Closeout of voucher subaccount	5.4	0.0	5.4
	-----	-----	-----
Total 07-08 funds available	171.4	122.8	294.2
<b>EXPENDITURES FOR 2007-08</b>			
Grants & Aids/FEFP	111.0	14.8	125.8
Grants & Aids/non-FEFP	56.1	0.0	56.1
Workforce education	2.6	8.5	11.1
	-----	-----	-----
Total 07-08 expenditures	169.7	23.3	193.0
	=====	=====	=====
AVAILABLE RESERVES	1.7	99.5	101.2
<b>FUNDS AVAILABLE FOR 2008-09</b>			
Cash & short term investments balance forward	0.0	101.2	101.2
Transfers from Unclaimed Property TF	112.0	0.0	112.0
Parimutuel escheated tickets	2.1	0.0	2.1
Miscellaneous receipts	1.1	0.0	1.1
Refunds	0.7	0.0	0.7
Interest earnings	1.1	0.0	1.1
	-----	-----	-----
Total 08-09 funds available	117.0	101.2	218.2
<b>EXPENDITURES FOR 2008-09</b>			
Grants & Aids	67.2	0.0	67.2
Class size reduction	50.8	96.5	147.3
Excellent teaching	0.0	2.4	2.4
	-----	-----	-----
Total 08-09 expenditures	118.0	98.9	216.9
	=====	=====	=====
AVAILABLE RESERVES	-1.0	2.3	1.3

**PRINCIPAL STATE SCHOOL TRUST FUND**  
**FINANCIAL OUTLOOK STATEMENT**  
including effective FY 2010-11 appropriations  
FY 2009-10 through FY 2013-14  
(\$ MILLIONS)

07-Jul-10

	<u>RECURRING</u>	<u>NON- RECURRING</u>	<u>TOTAL</u>
<b>FUNDS AVAILABLE 2009-10</b>			
Balance forward from 2008-09	0.0	1.3	1.3
Estimated transfers from Unclaimed Property TF	89.8	0.0	89.8
Parimutuel escheated tickets	1.3	0.0	1.3
Interest earnings	1.5	0.0	1.5
Nonoperating revenue	0.0	0.3	0.3
	<hr/>	<hr/>	<hr/>
Total 09-10 funds available	92.6	1.6	94.2
<b>APPROPRIATIONS 2009-10</b>			
Grants & Aids/FEFP	73.4	0.0	73.4
Grants & Aids/class size reduction	86.2	0.0	86.2
HB5001, Section 45	-65.3	0.0	-65.3
	<hr/>	<hr/>	<hr/>
Total 09-10 effective appropriations	94.2	0.0	94.2
	<hr/>	<hr/>	<hr/>
AVAILABLE RESERVES	-1.6	1.6	0.0
<b>FUNDS AVAILABLE 2010-11</b>			
Balance forward from 2009-10	0.0	0.0	0.0
Estimated transfers from Unclaimed Property TF	107.5	0.0	107.5
Parimutuel escheated tickets	1.3	0.0	1.3
Interest earnings	1.8	0.0	1.8
	<hr/>	<hr/>	<hr/>
Total 10-11 funds available	110.6	0.0	110.6
<b>APPROPRIATIONS 2010-11</b>			
Grants & Aids/FEFP	24.4	0.0	24.4
Grants & Aids/class size reduction	86.2	0.0	86.2
	<hr/>	<hr/>	<hr/>
Total 10-11 effective appropriations	110.6	0.0	110.6
	<hr/>	<hr/>	<hr/>
AVAILABLE RESERVES	0.0	0.0	0.0

**PRINCIPAL STATE SCHOOL TRUST FUND**  
**FINANCIAL OUTLOOK STATEMENT, continued**  
including effective FY 2010-11 appropriations  
FY 2009-10 through FY 2013-14  
(\$ MILLIONS)

07-Jul-10

	<u>RECURRING</u>	NON- <u>RECURRING</u>	<u>TOTAL</u>
<b>FUNDS AVAILABLE 2011-12</b>			
Balance forward from 2010-11	0.0	0.0	0.0
Estimated transfers from Unclaimed Property TF	119.0	0.0	119.0
Parimutuel escheated tickets	1.3	0.0	1.3
Interest earnings	2.0	0.0	2.0
	122.3	0.0	122.3
<b>FUNDS AVAILABLE 2012-13</b>			
Balance forward from 2011-12	0.0	0.0	0.0
Estimated transfers from Unclaimed Property TF	122.6	0.0	122.6
Parimutuel escheated tickets	1.3	0.0	1.3
Interest earnings	2.5	0.0	2.5
	126.4	0.0	126.4
<b>FUNDS AVAILABLE 2013-14</b>			
Balance forward from 2012-13	0.0	0.0	0.0
Estimated transfers from Unclaimed Property TF	126.4	0.0	126.4
Parimutuel escheated tickets	1.3	0.0	1.3
Interest earnings	2.5	0.0	2.5
	130.2	0.0	130.2

**Measures Affecting Revenue and Tax Administration FY 2010-11 - 2010 Regular Session**  
**Increase/(Decrease) in \$ Millions**  
**Final Measures Affecting Revenues -- FY 2010-11**

Chapter Law	BILL #	Issue	Tax	2010 Regular Session							
				GR		Trust		Local		Total	
				Cash	Recur.	Cash	Recur.	Cash	Recur.	Cash	Recur.
2010-186	488	Voluntary contributions: Florida Network of Children's Advocacy Centers, Inc.	Motor Vehicle Licenses	0.0	0.0	*	*	0.0	0.0	*	*
2010-225	550	Limerock Mitigation Fee--INCLUDED IN HB1271	Other Taxes and Fees								
2010-225	550	DOH Septic System Evaluation Program Fees, REC assignment	Other Taxes and Fees	0.0	0.0	3.1	15.6	0.0	0.0	3.1	15.6
2010-29	622	Cardroom additional hours	Pari-Mutuel Tax	1.5	1.5	0.0	0.0	0.0	0.0	1.5	1.5
2010-29	622	Cardroom increased betting limits	Pari-Mutuel Tax	1.3	1.3	0.0	0.0	0.0	0.0	1.3	1.3
2010-29	622	Hialeah operating slots	Slot Machines Licenses	0.0	2.0	0.0	0.0	0.0	0.0	0.0	2.0
2010-29	622	Hialeah operating slots	Slot Machines Tax	0.0	0.0	0.0	17.9	0.0	0.0	0.0	17.9
2010-29	622	Jai-Alai Permit convert to Greyhound Permit	Pari-Mutuel Tax	0.0	0.6	0.0	0.0	0.0	0.0	0.0	0.6
2010-29	622	License fee, reduction to \$2.5 million in 2010-11 and \$2.0 million in 2011-12	Slot Machines Licenses	(3.0)	(6.0)	0.0	0.0	0.0	0.0	(3.0)	(6.0)
2010-29	622	Monthly Payment frequency beginning July 1, 2012	Pari-Mutuel Tax	0.0	0.0	0.0	0.0	0.0	0.0	0.0	0.0
2010-29	622	Monthly Payment frequency beginning July 1, 2012	Slot Machines Tax	0.0	0.0	0.0	0.0	0.0	0.0	0.0	0.0
2010-29	622	Quarter horse permit convert to a limited non-for-profit thoroughbred permit	Pari-Mutuel Tax	0.0	0.3	0.0	0.0	0.0	0.0	0.0	0.3
2010-29	622	Quarter horse permit holder substitute 50% of their races for thoroughbred races	Pari-Mutuel Tax	0.3	0.3	0.0	0.0	0.0	0.0	0.3	0.3
2010-29	622	Reduction in tax rate to 35% with floor equal to 2008-09 collections	Slot Machines Tax	0.0	0.0	(25.0)	0.0	0.0	0.0	(25.0)	0.0
2010-29	622	Indian Gaming Compact	Indian Gaming Revenue Share	145.5	145.5	0.0	0.0	4.5	4.5	150.0	150.0
2010-29	622	Indian Gaming Compact	Indian Gaming Oversight Fee	*	*	0.2	0.3	0.0	0.0	0.2	0.3
2010-188	742	DOH Fees for Public Safety Telecommunicator	Other Taxes and Fees	*	*	0.1	0.1	0.0	0.0	0.1	0.1
2010-125	1152	DFS Fees--Funeral and Cemetery Fees	Other Taxes and Fees	*	*	*	*	0.0	0.0	*	*
2010-101	1178	Cost-Benefit Analysis/Dynamic Scoring		0.0	0.0	0.0	0.0	0.0	0.0	0.0	0.0
2010-9	1264	DFS Fees for International Trust Company	Other Taxes and Fees	*	*	*	*	0.0	0.0	*	*
2010-146	1514	Shoreline Fishing Licenses	Other Taxes and Fees	0.0	0.0	(1.1)	(1.1)	(0.1)	(0.1)	(1.2)	(1.2)
2010-195	1730	Biodiesel Fuel	Motor Fuel Tax	(*)	(*)	(*)	(*)	(*)	(*)	(*)	(*)
2010-90	1736	Various Issues	Unemployment Compensation Tax	0.0	0.0	+/-	+/-	0.0	0.0	+/-	+/-
2010-147	1752	Fractional Aircraft Cap	Sales and Use Tax	(0.3)	(*)	(*)	(*)	(*)	(*)	(0.3)	(*)
2010-147	1752	Rental of Real Property	Sales and Use Tax	(1.5)	(1.1)	(*)	(*)	(0.2)	(0.2)	(1.7)	(1.3)
2010-147	1752	All-Star Games	Sales and Use Tax	0.0	(**)	0.0	(**)	0.0	(**)	0.0	(**)
2010-147	1752	Non-profit sponsored events	Sales and Use Tax	(0.2)	(0.2)	(*)	(*)	(*)	(*)	(0.2)	(0.2)
2010-147	1752	Boats	Sales and Use Tax	(1.4)	(1.5)	(*)	(*)	(0.2)	(0.2)	(1.6)	(1.7)
2010-147	1752	Manufacturing and Spaceport Investment Incentive	Sales and Use Tax	(16.8)	0.0	(*)	0.0	(2.2)	0.0	(19.0)	0.0
2010-147	1752	Machinery and Equipment--expanding production	Sales and Use Tax	(0.5)	(0.5)	(*)	(*)	(0.1)	(0.1)	(0.6)	(0.6)
2010-147	1752	Enterprise Zones--Building materials, condominiums	Sales/Corporate	3.3	13.2	*	*	1.3	5.0	4.6	18.2
2010-147	1752	Aircraft in state < 21 days	Sales and Use Tax	(*)	(*)	(*)	(*)	(*)	(*)	(*)	(*)
2010-147	1752	Aircraft in state for training purposes	Sales and Use Tax	(*)	(*)	(*)	(*)	(*)	(*)	(*)	(*)
2010-147	1752	Unemployed Tax Credit	Corporate Income Tax	0.0	0.0	0.0	0.0	0.0	0.0	0.0	0.0
2010-147	1752	Film and Entertainment	Sales/Corporate	0.0	(34.5)	0.0	(*)	0.0	(3.5)	0.0	(38.0)
2010-147	1752	Spring Training	Sales and Use Tax	**	**	**	**	**	**	**	**
2010-210	2014	Child Care Fees	Other Taxes and Fees	*	*	0.1	0.1	0.0	0.0	0.1	0.1
2010-149	2024	Sales/Gross Receipts tax rate swap	Communications Services Tax	(16.5)	(19.8)	18.6	22.3	(2.1)	(2.5)	0.0	0.0
2010-126	2046	Board of Employee Leasing Companies Fees	Other Taxes and Fees	(*)	(*)	(*)	(*)	0.0	0.0	(*)	(*)
2010-24	2126	Scholarship Tax Credit Amendment - Sets first year cap at \$140 m with contingent future increases	Sales/Beverage	(31.0)	(228.8)	0.0	0.0	0.0	0.0	(31.0)	(228.8)

**Measures Affecting Revenue and Tax Administration FY 2010-11 - 2010 Regular Session**  
**Increase/(Decrease) in \$ Millions**  
**Final Measures Affecting Revenues -- FY 2010-11**

Chapter Law	BILL #	Issue	Tax	2010 Regular Session							
				GR		Trust		Local		Total	
				Cash	Recur.	Cash	Recur.	Cash	Recur.	Cash	Recur.
2010-81	53	St. Johns River Specialty Plate	Motor Vehicle Licenses	0.0	0.0	**	**	0.0	0.0	**	**
2010-215	83	Endless Summer Specialty Plate	Motor Vehicle Licenses	0.0	0.0	**	**	0.0	0.0	**	**
2010-32	109	Short Sales--INCLUDED IN HB7157	Documentary Stamp Tax								
2010-50	163	E911 fees, delay effective date to July 1, 2013	Other Taxes and Fees	0.0	0.0	(**)	0.0	0.0	0.0	(**)	0.0
2010-50	163	E911 Fee Carry-Forward	Other Taxes and Fees	0.0	0.0	0.0	0.0	0.0	0.0	0.0	0.0
2010-128	173	Aircraft in state < 21 days--INCLUDED IN SB1752	Sales and Use Tax								
2010-128	173	Aircraft in state for training purposes--INCLUDED IN SB1752	Sales and Use Tax								
2010-128	173	Aircraft and Boats, Removal of Mandatory Penalty	Sales and Use Tax	(0.1)	(0.1)	(*)	(*)	(*)	(*)	(0.1)	(0.1)
2010-82	263	Voluntary contributions, Prevent Child Sexual Abuse, Prevent Blindness Florida	Drivers Licenses/Motor Veh Licenses	0.0	0.0	0.1	0.1	0.0	0.0	0.1	0.1
2010-83	281	Netting bad debts	Communications Services Tax	0.0	0.0	0.0	0.0	0.0	0.0	0.0	0.0
2010-216	289	Specialty License Plate: Fraternal Order of the Police	Motor Vehicle Licenses	0.0	0.0	**	**	0.0	0.0	**	**
2010-28	295	Food safety inspection fees for domestic violence centers & group care homes	Other Taxes and Fees	(*)	(*)	(*)	(*)	0.0	0.0	(*)	(*)
2010-84	303	Appraisal Management Companies Application and License Fees	Other Taxes and Fees	0.0	*	0.0	0.3	0.0	0.0	0.0	0.3
2010-80	325	Traffic Infraction Detectors	Traffic Fines	30.3	34.7	7.5	8.8	12.1	13.1	49.9	56.6
2010-168	351	Specialty Plates--Catch Me, Release Me; Discover Florida's Horses; Save Wild Florida	Motor Vehicle Licenses	0.0	0.0	**	**	0.0	0.0	**	**
2010-86	399	Voluntary Contributions, services for vision impaired, developmental disabilities, Ronald McDonald House	Drivers Licenses/Motor Veh Licenses	0.0	0.0	0.2	0.3	0.0	0.0	0.2	0.3
2010-93	483	Back to School Tax Holiday, 3 days in August, clothing, books <\$50, supplies<\$10, expanded supply list	Sales and Use Tax	(21.3)	0.0	(*)	0.0	(4.8)	0.0	(26.1)	0.0
2010-198	631	Parking Fines, Applications for Certificates of Title	Highway Safety Fees	**	**	**	**	**	**	**	**
2010-176	663	Building Safety Fees	Other Taxes and Fees	0.2	0.2	2.5	2.6	0.4	0.4	3.1	3.2
2010-176	663	Abandoned Homesteads	Ad Valorem Tax	0.0	0.0	0.0	0.0	**	**	**	**
2010-106	713	Home Inspection and Mold Services Businesses	Other Taxes and Fees	(*)	(*)	(0.2)	(0.2)	0.0	0.0	(0.2)	(0.2)
2010-219	723	SUS and CC Tuition and Fee Waivers--classroom teachers	Other Taxes and Fees	0.0	0.0	0.0	0.0	(**)	(**)	(**)	(**)
2010-220	729	Tattoo Practitioners	Other Taxes and Fees	0.0	0.0	0.0	0.3	0.0	0.0	0.0	0.3
2010-107	795	Traffic Infractions	Highway Safety Fees	(0.4)	(0.6)	(2.9)	+/-	(3.0)	+/-	(6.3)	+/-
2010-108	843	Rural Enterprise Zones--Catalyst Sites	Sales/Corporate	(*)	(*)	(*)	(*)	(*)	(*)	(*)	(*)
2010-109	927	Transfer of Homestead Property	Ad Valorem Tax	0.0	0.0	0.0	0.0	(**)	(**)	(**)	(**)
2010-109	927	Transfer of Real Property	Ad Valorem Tax	0.0	0.0	0.0	0.0	0.0	(**)	0.0	(**)
2010-170	965	Defective Building Materials	Ad Valorem Tax	0.0	0.0	0.0	0.0	(**)	(**)	(**)	(**)

**Measures Affecting Revenue and Tax Administration FY 2010-11 - 2010 Regular Session**  
**Increase/(Decrease) in \$ Millions**  
**Final Measures Affecting Revenues -- FY 2010-11**

Chapter Law	BILL #	Issue	Tax	2010 Regular Session							
				GR		Trust		Local		Total	
				Cash	Recur.	Cash	Recur.	Cash	Recur.	Cash	Recur.
2010-223	971	Various Issues	Highway Safety Fees	(1.0)	(1.3)	+-	+-	0.0	0.0	(1.0)	(1.3)
2010-223	971	Drivers' License Reinstatement Following 4 DUI Violations	Highway Safety Fees	**	**	**	**	0.0	0.0	**	**
VETOED	981	Agriculture, land for sale	Ad Valorem Tax	0.0	0.0	0.0	0.0	(**)	(**)	(**)	(**)
VETOED	981	\$2 per box increase	Citrus Tax	0.0	0.0	3.5	3.5	0.0	0.0	3.5	3.5
VETOED	981	Horticulture--frost and freeze protection	Ad Valorem Tax	0.0	0.0	0.0	0.0	0.0	(0.1)	0.0	(0.1)
VETOED	1143	Public Health Intergovernmental Transfers	Other Taxes and Fees	**	**	**	**	0.0	0.0	**	**
VETOED	1143	Suspension of Lease Bond Payment Requirement	Other Taxes and Fees	(0.3)	(0.3)	(3.6)	(3.6)	0.0	0.0	(3.9)	(3.9)
VETOED	1143	Assisted living facilities, licensing fees	Other Taxes and Fees	0.0	0.0	0.0	0.0	**	**	**	**
2010-178	1145	Veterans and Survivors Park Entrance Fee Discounts	Other Taxes and Fees	(*)	(*)	(0.1)	(0.1)	0.0	0.0	(0.1)	(0.1)
2010-225	1271	Transportation System Surtax (1)	Discretionary Sales Surtax	0.0	0.0	0.0	0.0	**	**	**	**
2010-225	1271	Overweight Truck Penalties	Highway Safety Fees	0.0	0.0	(**)	(**)	0.0	0.0	(**)	(**)
2010-225	1271	Fines for Citations for Unpaid Tolls	Traffic Fines	(0.7)	(1.0)	(2.2)	(2.9)	(0.3)	(0.4)	(3.2)	(4.3)
2010-225	1271	Wrecker License Tax	Motor Vehicle Licenses	(0.1)	(0.1)	(0.2)	(0.2)	0.0	0.0	(0.3)	(0.3)
2010-225	1271	Logo Sign Fees	Other Taxes and Fees	(*)	(*)	(0.5)	(0.5)	0.0	0.0	(0.5)	(0.5)
2010-225	1271	State School Trust Fund, disposition of abandoned property at airports	Abandoned Property	0.0	0.0	(**)	(**)	0.0	0.0	(**)	(**)
2010-225	1271	Lime rock Mitigation Fee	Other Taxes and Fees	0.0	0.0	0.0	0.0	0.0	2.5	0.0	2.5
2010-66	1279	Assessment of Property for Back Taxes	Ad Valorem Tax	0.0	0.0	0.0	0.0	(**)	(**)	(**)	(**)
2010-68	1363	Postsecondary Tuition and Fee Waivers for certain DCF clients, extend to age 28	Other Taxes and Fees	0.0	0.0	0.0	0.0	(0.7)	(0.7)	(0.7)	(0.7)
2010-134	1411	Timeshare foreclosures	Article V Fees	0.0	(*)	0.0	(0.1)	0.0	0.0	0.0	(0.1)
2010-152	5001	250 Additional Instant Ticket Vending machines (2)	Lottery	0.0	0.0	0.0	0.0	0.0	0.0	0.0	0.0
2010-155	5201	University Fee Increases (3)	Other Taxes and Fees	0.0	0.0	0.0	0.0	**	**	**	**
2010-161	5311	DOH Fees--Temporary Physician Certification	Other Taxes and Fees	0.0	0.0	+-	+-	0.0	0.0	+-	+-
2010-162	5401	Redirect Filing Fees (4)	Article V Fees	0.0	0.0	0.0	0.0	0.0	0.0	0.0	0.0
2010-162	5401	Fine Decriminalization	Article V Fees	**	**	**	**	**	**	**	**
2010-162	5401	Redirect Adjudication Withheld	Article V Fees	3.8	4.1	(3.8)	(4.1)	0.0	0.0	0.0	0.0
2010-162	5401	Redirect State Attorney Check Fees (4)	Article V Fees	0.0	0.0	0.0	0.0	0.0	0.0	0.0	0.0
2010-162	5401	Crime Stoppers Adjudication	Article V Fees	0.2	0.2	1.7	1.9	0.0	0.0	1.9	2.1
2010-163	5501	Fee Changes	Highway Safety Fees	**	**	**	**	0.0	0.0	**	**
2010-164	5505	Supplemental Filing Fee, Mandatory Late Fee	Corporate Filing Fees	16.4	8.8	0.0	0.0	0.0	0.0	16.4	8.8
VETOED	5611	\$3 Surcharge for Law Enforcement Radio System Trust Fund (5)	Other Taxes and Fees	0.0	0.4	0.0	5.0	0.0	0.0	0.0	5.4
2010-166	5801	Tax Amnesty	Sales/Corporate/CST	131.5	8.0	7.6	0.1	27.3	1.9	166.4	10.0
2010-166	5801	Tax Amnesty--Installment payments	Sales/Corporate/CST	**	0.0	**	0.0	**	0.0	**	0.0
2010-166	5801	25 Sales Tax Auditors	Sales and Use Tax	0.9	4.8	*	*	0.2	1.2	1.1	6.0
2010-166	5801	Rate and Distribution Changes	Severance Tax	0.0	0.3	(3.7)	1.8	(0.9)	0.0	(4.6)	2.1
2010-1	7033	Eliminate trigger for two years, \$8500 beginning 2012, \$8500 for tax rates (2)	Unemployment Compensation Tax	0.0	0.0	(920.8)	(913.9)	0.0	0.0	(920.8)	(913.9)
2010-1	7033	Employer interest assessments	Unemployment Interest Assessments	0.0	0.0	123.0	122.4	0.0	0.0	123.0	122.4
2010-1	7033	Employer installment fees of \$5 per year for 2011 and 2012	Unemployment Tax Installment Fees	0.0	0.0	0.1	0.0	0.0	0.0	0.1	0.0
VETOED	7103	Agricultural Fees	State and Local Government Fees	0.0	0.0	*	*	(**)	(**)	(**)	(**)

**Measures Affecting Revenue and Tax Administration FY 2010-11 - 2010 Regular Session**  
**Increase/(Decrease) in \$ Millions**  
**Final Measures Affecting Revenues -- FY 2010-11**

Chapter Law	BILL #	Issue	Tax	2010 Regular Session							
				GR		Trust		Local		Total	
				Cash	Recur.	Cash	Recur.	Cash	Recur.	Cash	Recur.
2010-138	7157	Penalties	Various Taxes	**	**	**	**	**	**	**	**
2010-138	7157	Short Sales	Documentary Stamp Tax	0.0	0.0	0.0	0.0	0.0	0.0	0.0	0.0
2010-138	7157	Transient public lodging	Communications Services Tax	0.0	0.0	0.0	0.0	0.0	0.0	0.0	0.0
2010-138	7157	Cleaning services	Sales and Use Tax	0.0	0.0	0.0	0.0	0.0	0.0	0.0	0.0
2010-138	7157	Enterprise Zone Building Materials	Sales/Corporate	(**)	(**)	(**)	(**)	(**)	(**)	(**)	(**)
2010-138	7157	Food packaging	Sales and Use Tax	0.0	0.0	0.0	0.0	0.0	0.0	0.0	0.0
2010-138	7157	Public Works Projects	Sales and Use Tax	0.0	0.0	0.0	0.0	0.0	0.0	0.0	0.0
2010-139	7179	Non-ad valorem assessment, qualified improvements to real property	Local Government Fees	0.0	0.0	0.0	0.0	0.0	0.0	0.0	0.0
VETOED	7203	Community Development Districts Levy on Commercial Rentals (6)	Discretionary Sales Surtax	0.0	0.0	0.0	0.0	**	**	**	**
2010-140	7205	Spring Training--INCLUDED IN SB1752	Sales and Use Tax								
2010-142	7219	Piggy Back	Corporate Income Tax	(**)	0.0	0.0	0.0	0.0	0.0	(**)	0.0
2010-78	7237	Flexible Tuition Policies	Other Taxes and Fees	0.0	0.0	0.0	0.0	**	**	**	**
TOTALS FY 2010-2011				240.1	(69.6)	(795.8)	(723.3)	31.2	20.8	(524.5)	(771.5)
VETOES				(0.3)	0.1	(0.1)	4.9	0.0	(0.1)	(0.4)	4.9
TOTALS LESS VETOES				240.4	(69.7)	(795.7)	(728.2)	31.2	20.9	(524.1)	(776.4)

**Measures Affecting Revenues -- FY 2009-10**

Chapter Law	BILL #	Issue	Tax	2010 Regular Session							
				GR		Trust		Local		Total	
				Cash	Recur.	Cash	Recur.	Cash	Recur.	Cash	Recur.
2010-29	622	Indian Gaming Compact	Indian Gaming Revenue Share	287.5	0.0	0.0	0.0	0.0	0.0	287.5	0.0
2010-166	5801	Tax Amnesty	Sales/Corporate/CST	(50.1)	0.0	(0.3)	0.0	(4.8)	0.0	(55.2)	0.0
2010-1	7033	Eliminate trigger for two years, \$8500 beginning 2012, \$8500 for tax rates (2)	Unemployment Compensation Tax	0.0	0.0	(556.2)	(529.5)	0.0	0.0	(556.2)	(529.5)
2010-1	7033	Employer installment fees of \$5 per year for 2011 and 2012	Unemployment Tax Installment Fees	0.0	0.0	0.1	0.0	0.0	0.0	0.1	0.0
TOTALS FY 2009-2010				237.4	0.0	(556.4)	(529.5)	(4.8)	0.0	(323.8)	(529.5)

- (1) Should all newly eligible counties levy the tax, the statewide impact would be \$96.2m cash, \$230.8m recurring in 2010-11, \$249.7m in 2011-12, \$268.2m in 2012-13, and \$286.7m in 2013-14.
- (2) The impact is zero because the Lottery does not anticipate being able to purchase additional machines within the \$329 per month per machine constraint
- (3) Due to the need for adoption by universities' boards of trustees, the conference adopted an indeterminate positive estimate. The anticipated impact for 2010-11 is \$24.9 million.
- (4) Redirects receipts between trust funds--see backup materials for details.
- (5) The impact shown does not include the following revenue which is included in CS/CS/CS/HB325: \$.3m in 2011-12, \$.4m in 2012-13, and \$.5m in 2013-14.
- (6) The conference estimates that the current capacity for this levy is less likely than \$10m annually.



**2010 Regular Session Enrolled Bills with Supplemental Appropriations**

Bill #	Chapter Law	Bill Title	General Revenue			Trust Fund		
			Recur	NR	Total	Recur	NR	Total
<b>FY 2010-11</b>								
HB 945	2010-200	Automated External Defibrillators in Assisted Living Facilities	\$22,447	\$11,200	\$33,647			
SB 1516	<b>Vetoed</b>	State owned lands			\$0	\$320,000		\$320,000
SB 1752*	2010-147	Economic Development	\$94,250	\$34,703,877	\$34,798,127			\$0
SB 2020	2010-148	Information Technology	\$300,000		\$300,000			\$0
SB 2044	<b>Vetoed</b>	Property Insurance			\$0	\$47,500	\$263,200	\$310,700
SB 2126*	2010-24	Florida Tax Credit Scholarship Program		\$140,494	\$140,494			\$0
SB 2386	2010-151	State Financial Matters	\$311,915		\$311,915			\$0
HB 5101	2010-154	Prekindergarten through Grade 12 Education Funding		\$21,244,177	\$21,244,177			\$0
HB 5401	2010-162	Clerk of Courts					\$3,600,000	\$3,600,000
HB 5611	<b>Vetoed</b>	Department of Management Services				\$2,185,746		\$2,185,746
HB 5801	2010-166	Taxation	\$1,445,100	\$96,925	\$1,542,025			\$0
								\$0
<b>2010-11 Subtotal</b>			<b>2,173,712</b>	<b>56,196,673</b>	<b>58,370,385</b>	<b>2,553,246</b>	<b>3,863,200</b>	<b>6,416,446</b>
		Vetoed (SB 1516, SB 2044, SB 5611)				(\$2,553,246)	(\$263,200)	(\$2,816,446)
<b>Net 2010-11 Supplemental Appropriations</b>			<b>2,173,712</b>	<b>56,196,673</b>	<b>58,370,385</b>	<b>0</b>	<b>3,600,000</b>	<b>3,600,000</b>

\* Note: SB 1752 appropriates an additional \$20,000,000 in General Revenue contingent on the approval of an increased Federal Medicaid Assistance Percentage (FMAP). Also, HB 5201 appropriates \$25,000,000 in General Revenue for the Bright Futures Program, also contingent on an increased FMAP. Neither of these appropriations is included in the above list since the contingency has not been implemented as of the publication date of the Fiscal Analysis in Brief.

**Fiscal Year 2010-11 Appropriations\***  
**American Recovery and Reinvestment Act (ARRA) of 2009**  
**By Agency**

<b>Department</b>	<b>Grant</b>
Agency for Health Care Administration	1,023,906,376
Agency for Workforce Innovation	511,770
Agriculture and Consumer Services	1,600,000
Children and Family Services	27,819,573
Education	1,357,309,880
Elder Affairs	500,000
Health	28,632,436
Management Services	1,206,678
Public Service Commission	350,000
Revenue	2,542,871
Transportation	130,000,000
<b>Grand Total</b>	<b>2,574,379,584</b>

\*Note: Double budget transfer authority of \$96.3 million and reappropriations of \$1.0 billion are excluded.

**TRUTH IN BONDING STATEMENT  
IN SUPPORT OF THE 2010-11 GENERAL APPROPRIATIONS ACT**

**Public Education Capital Outlay Bonds**

The State of Florida is proposing to issue \$453.9 million of debt or obligation for the purpose of educational facilities construction under the Public Education Capital Outlay program. The debt or obligation is expected to be repaid over a period of 30 years. At a forecasted interest rate of 5.0 %, the total interest paid over the life of the debt is estimated to be \$431.2 million.

**Turnpike Revenue Bonds**

The State of Florida is proposing to issue \$132.6 million of debt or obligation for Florida Turnpike construction projects. The debt or obligation is expected to be repaid over a period of 30 years. At a forecasted interest rate of 6.0%, the total interest paid over the life of the debt will be \$156.4 million.

**State Infrastructure Bank Bonds**

The State of Florida is proposing to issue \$83.1 million of debt or obligation for the State Infrastructure Bank. The debt or obligation is expected to be repaid over a period of 20 years. At a forecasted interest rate of 6.0%, the total interest paid over the life of the debt will be \$59.0 million.

**Right-of-Way Acquisition Bonds**

The State of Florida is proposing to issue \$101.2 million of debt or obligation for the purpose of advanced right of way acquisition and bridge construction. The debt or obligation is expected to be repaid over a period of 30 years. At a forecasted interest rate of 6.0%, the total interest paid over the life of the debt will be \$115.9 million.

**Grant Anticipation Revenue Vehicles (GARVEE) Bonds**

The State of Florida is proposing to issue \$114.8 million of debt or obligation for the purpose of statewide highway construction projects. The debt or obligation is expected to be repaid over a period of 12 years. At a forecasted interest rate of 6.0%, the total interest paid over the life of the debt will be \$49.5 million.

**SUMMARY OF OUTSTANDING STATE DEBT**

As reported by the State Board of Administration in "Annual Debt Service Report (for the Fiscal Year Ended June 30, 2009)", State of Florida full faith and credit bonded indebtedness was \$21,574,820,000. For specific detail see page 9 of the report.